



# The E-Gobrecht

The Electronic Newsletter of the LIBERTY SEATED COLLECTORS CLUB

## Liberty Seated Collectors Club

2010 Volume 6, Issue 9

September 2010 (Whole # 68)

## LSCC Annual Meeting at ANA

### By Len Augsburger, LSCC Secretary-Treasurer

LSCC President John McCloskey called the meeting to order at 9 AM on August 12, 2010 at the Sheraton Boston Hotel, attached to the Hynes Convention Center, with about 50 in attendance. Secretary-Treasurer Len Augsburger read the Secretary and Treasurer reports which showed the club at close to break even for the current club year. A vote was held on next year's dues rate and the dues will remain at \$20.

Gerry Fortin discussed an initiative to work more closely with the *Redbook* editors. Pricing input is needed, and Gerry also explained the *Redbook* guidelines on variety inclusion. The *Redbook* typically lists only varieties which can be identified even on low grade coins, and only those varieties which command strong premiums. Finally, if the variety is repeated across multiple series, that increase the chances of *Redbook* inclusion.

Gerry then discussed the idea of a class on Liberty Seated coinage for the ANA summer seminar. A two-day class may be the best way to start.

The Kamal M. Ahwash award for best article to appear in the *Gobrecht Journal* in the 2008-2009 club year was awarded to Dennis Hengeveld for his article on collecting seated half dollars by date.

The James B. Pryor award for the best numismatic research in *Gobrecht Journal* issues #76-#100 was awarded to Randy Wiley; Bill Bugert accepted it for Randy who was not in attendance. The Pryor award is given every 25 issues and is awarded for research based on technical observations and analysis of actual coins. Randy received the award for his article on 1861-O half dollar varieties published in issue #94 of the *Gobrecht Journal*. John McCloskey noted that he has received multiple requests for issue #94, which is out of print. We will try to post this particular article on the LSCC website.

The upcoming 2010-2011 volume of the *Gobrecht Journal* will feature a dime on the front cover. Candidates are a high grade 1859-S and 1860-O. John presented sample copies of each and solicited feedback.

John discussed the photo archive of James Vernon Epps trade dollars in his possession. This set was featured in a Kurt Krueger auction at the 1984 FUN. John has about 100 images on color slides, which hopefully will be con-

(Continued on page 4)

Auction News by Jim Gray	2-3
Bill Mackrides, Rest in Peace	3
Question of the Month by Paul Kluth	3
LSCC Annual Meet- ing continued from Page	4
Regional News By Gerry Fortin	5, 8
The Budget Collec- tor: <i>Fifth in a Series</i> By Len Augsburger	6, 8
Quarter of the Month by Greg Johnson	7, 9
Upcoming Seated Events	8
Audio of the LSCC annual meeting on the web	9
An 1841 and 1842 New Orleans Mint Mystery Solved By Gerry Fortin	10- 14
The 1858-P Doubled <u>Reverse</u> Die Half Dol- lars By Bill Bugert	15- 16
Free Advertisements	17
Club information	18

The *E-Gobrecht* is a twice award winning electronic publication of the Liberty Seated Collectors Club (LSCC). The LSCC is a non-profit organization dedicated to the attributions of the Liberty Seated Coin series. The LSCC provides the information contained in this email newsletter from various sources free of charge as a general service to the membership and others with this numismatic interest. You do not have to be a LSCC member to benefit from this newsletter; subscription to the *E-Gobrecht* is available to anyone. All disclaimers are in effect as the completeness and/or accuracy of the information contained herein cannot be completely verified. Contact information is included at the end.



## Auction News

by Jim Gray, LSCC #664

The **Stack's** Johnson-Blue Sale featured an 1849-O half-dime in MS66 and one of the three finest graded, but with a typical soft strike and did not sell.

An 1842-O small date quarter with original gray toning in F15 did not sell, but an 1866-S in F12 went for \$1,150. A very nice 1878-S quarter in MS63 with lovely toning rose to \$5,750. A very attractive and well struck 1855 dollar in MS61 did not sell.

The **Heritage** Platinum Night contained an 1866-S dime in MS65 that was untuned and with only one finer, soared to \$18,400. The 1871-CC dime in MS62 from my collection has failed to sell in a number of sales perhaps because of the \$71,875 it realized at my sale did not sell again. The auction company had it for sale for \$40,250 and also asked anyone to make an offer.

An 1870-CC quarter with strong XF details and lightly cleaned unfortunately was impaired because of a long scratch from the base of Liberty to her right elbow. This coin realized \$6,900 but without the impairment would probably sold for \$40,000. A duplicate 1870-CC in VF with slight porosity and light gray toning still managed \$10,925, while an 1872-S in AU50 with nice toning did not sell. An 1873-CC with arrows in VG10 went for \$6,325.

An attractive 1873 no arrows open 3 half sold for \$8,625, while an 1873-CC no arrows in MS61 and a very nice coin in spite of light friction on the high points sold for \$9,200. An 1878-S in VG8 with dark toning and many marks and scratches still sold for \$31,050.

An 1839 original Gobrecht dollar in AU55 with uniform gray toning and hallmarked by two small rim bumps at 7 o'clock on the obverse, which was formerly in my collection, only hammered for \$16,100. To my knowledge, this was the first ap-

pearance of this coin since it was sold in July 2004 for \$20,700. Also featured was an 1871-CC dollar in AU55 that was hallmarked by a scrape between stars 5 and 6. This coin has made many appearances and has not sold, but this time it sold for \$17,250, slightly less than the \$18,400 it realized in my sale.

The **Heritage** Boston Sale contained a number of scarce and rare Seated coins with a long run of quarters.

An attractive 1844-O half dime in XF45 did not sell.

An 1871-CC dime that had been cleaned and had an obverse lamination sold for \$3,881, while a duplicate in VF20 with dark mottled toning hammered for \$6,325. An 1872-CC in VG8 sold for \$1,725, and a duplicate in VF30 with some reverse roughness but still a nice appearance did not sell. A bent and damaged 1874-CC with VF details, but mainly just a filler, sold for \$2,760.

Two original and attractive 1842-O small date quarters in F15 and VF25 went for \$2,070 and \$3,450, respectively. Two 1849-O quarters, one in VF25 with some obverse digs and the other in VF30 sold for \$2,530 and \$3,738, respectively. 1852-O quarters in XF40 and AU50, that latter having a gash at Liberty's mouth but still attractive, realized \$1,955 and \$3,738, respectively. A third piece in AU58 with uniform gray toning and a good strike went for \$5,175. Two 1854-O, huge O quarters in VF25 and XF40 appeared and both attractive, the former bringing \$3,738 and the latter not selling. An 1856-S in XF45 with uniform gray toning sold for \$2,185, and an 1857-S in AU58 that was well struck with mottled toning hit \$3,220. An 1858-S in VF30 and perfect for a VF/XF set went for \$1,725, while an 1859-S in VF25 and having a few marks sold for \$1,610. An 1859-S in AU50, but cleaned and ugly eked out \$1,322. A lightly toned 1861-S in XF40 went for \$3,450. Three 1864-S quarters in VF30, XF45 and AU50 realized \$2,530, \$3,220 and \$3,450, respec-

(Continued on page 3)



## Bill MACKRIDES, R.I.P.

of Souderton, died on Wednesday, August 18, 2010. He was 67. Born in Philadelphia on March 9, 1943, he was the husband of Rae (Sole) and son of the late Mildred (Zungolo) and William Mackrides. Survivors include sons William (Cathy), Christopher (Toni), 5 grand-children; and his mother-in-law, Esther (Annessi) Sole. In lieu of flowers the family requests memorials be made to the Abramson Cancer Ctr., Penn Medicine Development, 3535 Market St., Suite 750, Philadelphia, PA 19104.

[Editor: Sadly, I include this listing. Known to many, he will be long remembered.]

## Question of the Month

*Topic for e-Discussion by Paul Kluth, LSCC #1994*

The question this month is from Michael Luck.

I would like to know, based on observations of collectors/dealers viewing collections of collectors, dealers inventory, and auction lots viewing, overall percentage-wise how many seated quarters, halves, and dollars are still truly original with no harsh cleaning dipping and resulting hairlines?

All responses are welcome! Please consider taking a few moments and sending in your thoughts and opinions. Reply to the Editor at [wb8cpy@arrl.net](mailto:wb8cpy@arrl.net)

### Auction News (Continued from page 2)

tively. It is a rare day when three nice examples for this date are sold back to back to back. A very nice 1866-S in MS62 soared to \$7,763. Two 1867-S quarters in VF25 and XF45 realized \$1,495 and \$3,738, respectively. A light gray 1868-S in AU58 went for \$3,220. A nice for the grade 1871-CC in F12 rang the bell for \$12,650, while an 1871-S in F15 went for \$1,610. A nice, even gray 1872-CC in VF30 went to a happy buyer for \$8,050. Two 1872-S quarters in F12 and VF30 sold for \$2,760 and \$4,888, respectively. A problem free 1873-CC arrows in VG8 went for an impressive \$8,050. A bright white 1878-S quarter in MS61 sold for \$1,955.

An 1842-O small date half in VF30 with the typical weakness of strike sold for \$2,185. An 1855-S in AU53 but dipped too many times still managed \$5,175, while an 1857-S in AU55 with dusky toning and a few marks hit \$3,565. An 1866-S no motto in XF40, light gray and problem free sold for \$1,840. An 1870-CC in G6 with some granular areas went

for \$1,495. Two 1871-CC halves in VF35 and XF40, and both nice for the grade, sold for \$2,185 and \$2,530, respectively. An 1872-CC in VF35 with some darker toning did not sell. An 1873-CC no arrows in VF20 with deep natural gray toning went for a strong \$1,783. An attractively toned 1874-CC in XF40 hit \$4,600, while a similarly graded light gray 1878-CC sold for \$3,220.

An 1871-CC dollar with VF details but cleaned still managed \$5,463, while a light gray 1872-CC in XF45 went to a happy buyer for \$8,050. An 1873-CC with VF details but cleaned and retoned hit \$6,325, while an attractive deep gray 1878-CC Trade Dollar in XF40 sold for \$3,738.

The **Bowers & Merena** Boston Sale featured a very nice 1843-O natural gray dime in VF25 that did not sell. An 1870-S dollar in XF40 and one of nine specimens known was sold. This coin was light gray with a few obverse scratches and had formerly been in the Ostheimer, Richmond, and Jack Lee Collections. It sold for a very impressive \$632,500.



**Annual LSCC meeting** (Continued from page 1)

verted to digital format for others to enjoy.

John circulated a questionnaire to the audience asking to identify underrated seated coinage, or supposedly common dates that are difficult to locate. Results will be published in a future number of the *Gobrecht Journal*.

The November issue will feature an article on the 1875-CC dime discussing the emission sequence of the below-CC and above-CC varieties. Gerry Fortin has prepared this in consultation with John McCloskey.

A spirited auction, called by Brad Karoleff, produced excellent results for the club treasury:

- *Gobrecht Journal* sample covers featuring the 1859-S and 1860-O dimes (\$80).
- *Gobrecht Journal* Collective Volume #5 signed by members in attendance (\$100).
- Hanover Numismatic Society 1967 medal in silver, featuring a portrait of Christian Gobrecht (\$75).
- Deluxe leather-bound copy, #10 of 10 copies, of Bill Bugert's book on San Francisco seated half dollar die varieties (\$425).
- Deluxe leather-bound copy, #10 of 10 copies, of Bill Bugert's book on Carson City seated half dollar die varieties (\$1,000).

A big thanks to the successful bidders and the donators for their support of the LSCC!

**[Editor's Note: This year's annual meeting audio was digitally recorded. It is available for listening at [http://www.lscweb.org/LSCC\\_Meeting\\_Audio.php](http://www.lscweb.org/LSCC_Meeting_Audio.php). Check it out—you will find it entertaining.]**

**Highlights of the LSCC Annual meeting in Boston:**  
(Below) President John McCloskey discussing next year's *Gobrecht Journal*

(Upper right) Gerry Fortin discussing the Red-book update initiative

(Lower right) Auctioneer Brad Karoleff raising funds for the club treasury.





## Regional News

### by Gerry Fortin, LSCC #1054

Dear fellow LSCC members,

As I write this Regional News update, I can't help but notice that early signs of autumn are about in the Northeast.

Birch trees are already showing a soft yellow background behind their green foliage while my burning bushes are already a lovely orange color. Where did the summer go one might ask, as the ANA convention already starts to fade from memory?

With autumn nearly upon us, the Fall 2010 numismatic season is about to swing into full gear. The LSCC regional directors are hard at work assembling regional meetings on West and East coasts. Our next regional meeting will be held at the Long Beach Coins, Stamps and Collectibles Expo on September 24 at 9:00am. The meeting will be held in Room 102a and Craig Eberhart (West Regional Director) offers a preview of what club members and interested guests can expect.

Craig Eberhart writes. "I greatly enjoyed seeing old friends and meeting some new people at this summer's ANA meeting. Having attended college in the Boston area (too many years ago!), I regret that I did not spend some of my time seeing the historical sites in the area. However, in the friendly confines of the Convention Center, I did see some excellent presentations. As an audience member, I am usually interested in hearing about the latest studies and discoveries, but when I attended the Carson City Collector's Club meeting I realized that more general presentations are also needed to encourage participation and to attract new members. Therefore, at the upcoming Long Beach meeting scheduled for Friday September 24 at 9:00 AM in room 102A, I would like to have an open discussion about resources that the Club and its members provide. In addition, I plan to discuss having general and advanced presentations at future meetings.

Dennis Fortier (East Regional Director) continues to maintain contact with Jonathan Lerner for

Coinfest regional meeting and exhibit preparations.

Many East coast club members are excited about LSCC efforts to install regional meeting presence at Coinfest, a show that continues to grow in popularity and is note worthy for complimentary CAC submissions. Dennis offers the following progress report on preparations and what is in store for club members and their guests at the Saturday October 30, 11:00am meeting.

Dennis Fortier writes, "The ANA convention was very worthwhile on many fronts for the LSCC's new regional effort. Lots of good ideas for Coinfest were brought forward during face to face discussions with club leaders and long time members. This support is very encouraging. Robert Debold has agreed to display his PCGS #1 registry set of Proof Liberty Seated Quarters at Coinfest. This is in addition to Gerry Fortin's PCGS #1 registry set of business strike Liberty Seated Dimes. As a result, there will be lots of Liberty Seated eye candy for members and the public to view at Coinfest. I had the pleasure of meeting Carl Feldman after the LSCC annual meeting and he volunteered to help out at the Coinfest regional meeting. Among other activities including a historical Seated literature display, Carl will provide regional meeting attendees with a talk about Kam Ahwash whom he knew for years. Having just met Carl, I can already tell this will be a trip down memory lane you won't want to miss."

"Furthermore, I was able to contact the show organizers at the Bay State coin show in Boston, as well as the Whitman people and both were very positive about having an LSCC regional meeting at their shows. The Bay State Boston show is in March 2011 and we are targeting the Whitman Philadelphia show for the fall of 2011. Len Augsburg will continue to manage regional activities at the Whitman Baltimore shows which is much appreciated. From Boston to Stamford, CT (Coinfest), to Philadelphia and Baltimore there will be an LSCC regional meeting within reach of just about every LSCC member

(Continued on page 8)



## **The Budget Collector: Seated Deals & Steals Under a Hundred Dollars**

*Fifth in a Series*

**by Len Augsburger, LSCC #1271**

This month we follow up on some previous items. As you might recall from last time, a sharp-eyed reader snagged an 1841-O small-O closed bud reverse dime, based on a not very good eBay image. Well, lightning seems to have struck twice, in the form of another 1841-O closed bud dime, here with a large-O (the small-O variant is more rare, but both are valuable coins). Our same eBay buyer from last month pulled this dime off of eBay for all of 17.50 Euros, about \$28 U.S. Once again, one of the foreign eBay sites was used, this time from Germany.



In other news, I had the good pleasure to finally meet Dick Johnson in person at the ANA in Boston. If there is a more enthusiastic numismatist out there I am not sure who it is! Dick looked at the Toivo Johnson Gobrecht eagle trial which I described in an earlier article, and was somewhat stumped as to how the piece was manufactured. I'm not completely sure either, but as it comes from the family of the engraver I am confident it is a legitimate trial.

Elsewhere reported is the passing of Bill Mackrides, one of the all-time great cherrypickers of Liberty Seated coinage. Bill had his own website going until recently, with oodles of exotic Liberty Seated varieties posted for sale. He will be missed. I never met Bill in person but we had done a few transactions

*(Continued on page 8)*





## Quarter of the Month

by Greg Johnson, LSCC #1460

Proof liberty seated quarters were minted in substantial quantity at the Philadelphia mint each year from 1858 to 1891. There are a few, quite rare, earlier proofs and a handful of branch mint proofs which are excessively

rare, but the vast majority of seated quarter proofs are Philadelphia mint issues from 1858 to 1891. There were 35 distinct proof issues during that time period, if one counts the 1873 with arrows and no arrows as two different issues. A comparison between proof and business strike Philadelphia mint quarters reveals an interesting pattern which is paralleled in other seated denominations. There are frequently more proofs available to collectors than business strike coins from the same year. This is most notable in the very low mintage years of 1864 -1870 and 1879-1890 in which production of coins for circulation never reached the 100,000 piece level (one year as low as 5,000) and proofs were made at a rate of from 470 to 1355 pieces.

This presents an interesting questions for the seated quarter variety collector – namely to include the proofs or not. The business strike quarters for these years were struck from one, or for a few issues two, die pairs in each year. The proofs, with one exception, featured a single die pair each year. So as a collector of these Philadelphia quarters the recurring question becomes, “Is this the proof die pair, or the business strike die pair?” The answer is not always simple to determine, particularly for mint state business strikes, which frequently are found proof-like. The question can also carry significant financial implications for collectors, as the business strikes are often far, far rarer than the proofs and priced accordingly. Ask anyone who has mistakenly purchased a proof 1873 no arrows closed 3 at the price of a business strike.

Distinguishing proof from business strike is also made more difficult by the fact that proof dies were sometimes used to make business strike coins. This has been documented in the case of both 1852 and 1883 quarters. The 1852/52 obverse die was used to strike the 1 or 2 known proof examples, as well as a

number of business strike coins. The 1883 used distinct obverse dies for proof and business strike issues, but the same reverse die was used for both. Now we get to the point of this story. Yes, there is one.

I purchased an 1868 quarter in an NGC AU55 holder during the summer of 2006. I set out to attribute the coin shortly after acquiring it, because that’s what I do. Though it was in a holder saying it was business strike, the obverse was clearly from the proof die. The coin, despite some fairly heavy toning and slight wear on the high points, has wire rims and mirror surfaces under the toning. I concluded it was a circulated and misattributed proof, but showed it around to a few knowledgeable people at one of the Baltimore shows. The opinions were unanimous that the coin was “probably a proof.”

Last November I had the privilege of spending some time at the LSCC table at the Baltimore Coin and Currency Convention along with the owner of the Greenwich Collection of proof seated quarters and many of the coins from his collection. The collection features not just one, but two high-grade proof 1868 quarters. In addition, another collector had a mint state business strike at the table and I had my example, as well. A careful examination of the four coins revealed that my example was in fact a previously undocumented mule; a combination of the proof obverse with the business strike reverse. The attribution points for the four dies are: Briggs Obverse 1 (Business Strike Obverse): date position 8/9 date sloping down from left to right; Briggs Obverse 2 (Proof Obverse): date position 7 with date sloping up from left to right, 1 repunched north, last 8 recut inside top loop, large die lump attached to B in LIBERTY; Briggs Reverse A (Business Strike Reverse): recutting on Q and OL of denomination, distinctive pattern of die scratches between vertical shield lines; and Briggs Reverse B (Proof Reverse): vertical lines 2 and 7 extend to horizontal line 2. Briggs Obverse 2 (Proof) is shown in Figure 1. Note the large die lump near the B in LIBERTY. A close up of the shield from Briggs Reverse A (Business Strike) is shown in Figure 2. Note the

(Continued on page 9)

**The Budget Collector** (Continued from page 6)

via the Internet.

I found no great seated bargains at the ANA show, but in the spirit of trying to keep things at one hundred dollars or less, I would like to make special

mention of the *Gobrecht Journal Collective Volume #5* auctioned off during the LSCC Annual Meeting. Selling for \$100 (only \$40 above the regular price), this book was signed by all members in attendance – a great memento of the ANA and now a piece of LSCC history.

**Regional News** (Continued from page 5)

in the East region. Hopefully these social opportunities will increase our club's visibility among 30-50 year old collectors who might consider the lure of seated coinage with its pertinent history and become LSCC members."

"I would like to sincerely thank the LSCC Leadership Circle as well as the many members who have stepped up and supported the regional effort. We could not do this without your involvement."

Once a week after our kick-off Coinfest event,

the Baltimore Whitman Coin & Expo Show is scheduled for November 4-7. The LSCC will again hold a regional meeting on Friday, November 5 at 9:00am. Bill Bugert has graciously accepted to facilitate this meeting and planning is under way.

One closing comment is in order! Please mark your calendars for the Winter FUN show and the LSCC regional meeting on January 8 in Tampa, Florida. South Regional Director, Jason Feldman, has his meeting and exhibit plans under development and we can expect an update in the October *E-Gobrecht* issue.

## Upcoming Seated Events

- September 3-4, 2010** **Columbus area, OH** Ohio State Coin Show  
Crowne Plaza Hotel-Dublin, 600 Metro Place North, Dublin, OH  
M&S Complete Set of Circulated Seated Dollars on display.
- September 24, 2010** **Long Beach, CA** Coin, Stamp, and Collectibles Expo  
Long Beach Convention Center Hall A  
Friday, 9 AM, Room 102A. (LSCC Regional meeting)
- October 30, 2010** **Stamford, CT** October 2010 CoinFest  
Saturday, 11 AM, room TBD.  
(LSCC Regional meeting and exhibits)
- November 5, 2010** **Baltimore, MD** Whitman Coin and Collectibles Baltimore Expo  
Baltimore Convention Center  
Friday, 9 AM, Room TDB. (LSCC Regional meeting only)
- January 8, 2011** **Tampa, FL** Winter FUN  
Saturday, Time and location TBD. (LSCC Regional meeting)



**Quarter of the Month** (Continued from page 7)

obvious die scratches within the vertical shield lines.

The moral(s) of this story are: 1) don't assume because the TPG holder says proof that the coin is a proof, or that because it doesn't say proof the coin is not a proof; 2) study your coins closely as there is always something new to find, and 3) never attribute a coin by looking only at one side.




Figure 1. Proof Obverse (Briggs' 2). Note die lump on B in LIBERTY. Image courtesy of Heritage.




Figure 2. Business Strike Reverse (Briggs' A). Note distinctive die scratches in shield. Image provided by Gene Gardner.

---

## Missed the LSCC Annual meeting?

### Here's your second chance (almost) to attend.

Play the audio recording of the meeting on your computer! It is available on the LSCC website at:

[http://www.lscweb.org/LSCC\\_Meeting\\_Audio.php](http://www.lscweb.org/LSCC_Meeting_Audio.php)

The recording is a little over an hour long but is very good quality; you will be able to listen in and enjoy the meeting at home. Portions of it are highly entertaining (i.e., Brad Karoleff's auction) and you may also learn a thing or two about the club.

Try it out.



# An 1841 and 1842 New Orleans Mint Mystery Solved

by Gerry Fortin, LSCC #1054

*Author's Note: This article was actually started in 2007 and remained unfinished until August 2010. Having free time after the Boston ANA Convention, I thought E-Gobrecht readers might enjoy seeing the article and understanding the length of time necessary to reach closure on certain Liberty Seated Dime web-book listings.*

Since childhood, I have always enjoyed a good mystery book. Arthur Conan Doyle's Sherlock Holmes was a constant favorite with complex plots set in old London. Agatha Christie's host of mystery novels keep me company during long West Coast and trans Pacific flights. Each author followed a similar formula; an untimely or bizarre death followed by detailed and logical investigations for clues to the mystery with the authors announcing the guilty person along with a detailed disclosure of the crime in the last chapter.

Studying Liberty Seated Dime varieties does have its parallels to a great mystery book. There are times when a Seated Dime variety is located with no obvious connection to previous research. The dime typically exhibits a unique obverse or reverse characteristic that simply does not match expectations. The dime is simply atypical for the date and is set aside until new clues appear over the years by which its origins can finally be determined.

One of the Seated dime mysteries that bothered me was the case of the New Orleans 1842 F-106 variety. I bought several 1842-O dimes from Harry Smith during April 1992. One of the dimes presented a strange reverse with a weak medium O mintmark and UNITED STATES OF AMERICA nearly effaced on the working die. In fact, the letters in UNITED and ICA in AMERICA were barely visible on a coin grading EF40. The dime's obverse was attributed as Obverse 4 and its die state clearly did not match the reverse. The dime sat in my collection for years as an unsolved mystery. During the Seated Dime web-book released back in 2004, I decided to list the mystery dime variety as follows:



**1842-O Variety 106**

**Obverse 4.2: Die Gouge, Die Defect on Liberty's Nose**

**Reverse F: Late Die State, Medium O, [mm C,C,TR], Weak Legend**

(Continued on page 11)



(Continued from page 10)

Comments: The Obverse 4 die gouge (left of index finger) is very visible on this EF plate coin. A die defect on Liberty's nose has appeared during the later die state. Obverse 4 is paired with a badly lapped reverse die that I have designated as Reverse F. This reverse die exhibits a Medium O centered in both horizontal and vertical planes. Both the mintmark and design elements are very weak.

The origins of 1842-O F-106 remained unexplained until November 2006 when a significant "clue" appeared on eBay. I was performing the usual review of seated dime listings as a way for consuming long evenings in China and to stay current with the hobby. Through attention and a little luck, an 1841 New Orleans dime was found with the same reverse as 1842-O F-106. You can imagine the excitement upon finding such an important clue. I posted the discovery of the 1841-O specimen on the [www.seateddimevarieties.com](http://www.seateddimevarieties.com) message boards as follows;

"Finding reverse F on this 1841-O dime was actually due to a bit of luck. Here in China, the download speed is erratic and going through the day's new eBay listings can be troublesome. When this eBay listing was downloading, only the reverse image appeared first. Immediately, I recognized the reverse to be from an 1842-O dime, as the two 1841-O Medium O reverses NEVER come this weak. Then the obverse image appears and it is an 1841 obverse, Obverse 2! Knowing that "Ernie" always has "Buy It Now" prices, I had to move fast. I quickly saved the reverse image, cropped it, measured the mintmark position and yes, everything matched Reverse F of 1842. Within 10 minutes of seeing the coin, the dime was purchased."

I added the incremental 1841-O variety to the web-book in December 2006 and described it as follows:



**1841-O Variety 116**  
**Obverse 2: Medium Date, Slopes Up**  
**Reverse N: Reverse of 42-O, Lapped Die, Medium O, [mm C,C,TR]**

Comments: Obverse 2 is paired with a second reverse die and presents a rare die pairing variety. This reverse die, which I shall label as 1841-O Reverse N, was discovered earlier during an 1842 New Orleans die pairing. When employed in 1842, the reverse die exhibits very weak design elements probably due to die lapping. In the case of the pairing with 1841-O Obverse 2, the reverse die shows slightly more

(Continued on page 12)





(Continued from page 11)

design element details but the die still demonstrates weakness consistent with other New Orleans dies that were obviously lapped. See the comparison below.



**Comparison of 1842-O Reverse F (Left) with 1841-O Reverse N (Right)**

Now lets fast forward to August 2010!

After locating a high grade example of 1841-O F-116 during 2009, I revisited the variety again to gain closure. The separate listing of F-116 has always bothered me as being illogical since there is no evidence of an earlier Reverse N die state. The alternative theory must be that 1841-O Obverse 2 and Reverse C were lapped during 1841, followed by a few additional strikings before 1842 obverse dies were received from the mother Philadelphia mint. Was this another case of a partial die shipment with only obverse dies being sent and the New Orleans mint having to use a left over reverse from 1841 to strike coinage with the proper year designation? The transition from 1840 to 1841 New Orleans dime coinage had produced the 1841-O Large and Small O Transitional varieties so might the situation be repeated in early 1842?

To convince myself that 1841-O F-103 and F-116 were indeed the same die pairing, I used the following side by side comparison at high resolution and finally concluded that Obverse 2 and Reverse C were both lapped resulting in significant loss of detail to Reverse C. On Obverse 2, Liberty is much flatter after the lapping.

(Continued on page 13)





**Comparison of 1841-O F-103 (Left) with 1841-O F-116 (Right)**


Then comparisons of 1841-O F-103 and F-116 mintmark placements vs. prior crosshair measurements were studied and compared to the final 1842-O F-106 die state. I am convinced that the reverse die is the same for all three varieties. 1841-O Medium O Reverse C most likely was lapped several times during its lifetime resulting in progressive degradation of the devices and the mintmark. I also note that the crosshair measurement system for measuring mintmark position was challenged here. Labeling the Medium O mintmark position as [mm Lt,H,TR] or [mm C,H,TR] was depended on the slight difference in placement of the vertical crosshair on both images. Today, I believe the correct position measurement is [mm C,H,TR].



(Continued from page 13)



Medium O, [mm Lt,H,TR]



Medium O, [mm C, H, TR]

### 1841-O F-103 Med O (Left) vs. 1841-O F-116 Med O (Right)

Checking the 1842-O F-106 mintmark position measurement also revealed more inaccuracies with the cross hair method. I labeled the 1842-O reverse as [mm C,C,TR] and had properly positioned the vertical crosshair. However the horizontal crosshair was placed slightly higher on the stems of the left and right buds resulting in a Centered measurement.



Medium O, [mm C,C,TR]

### 1842-O F-106 Med O

Summary. I feel confident that the mystery is solved with the analysis presented in this article. Locating enough high grade specimens of the various die states and die pairings allowed for a thorough re-evaluation of the variety listings. As a result, the 1841-O F-116 listing will be relabeled as 1841-O F-103a for a later die state of the Obverse 2 and Reverse C die pairing. This study also revealed certain marginalities in the reverse mintmark measurements that need to be corrected.

Variety analysis is a long journey and requires persistence as conclusions can be subject to revisions when additional specimens and information is acquired. I hope that readers understand the challenges in building the Liberty Seated Dime web-book and the fact that I believe a web based publication is the best alternative for revisions and updates.

As Always, Happy Hunting!





## The 1858-P Doubled Reverse Die Half Dollars

by Bill Bugert, #455

As one of the most common seated half dollars and even with ten major varieties listed in the Wiley-Bugert "Complete Guide," the 1858-P halves command little respect. Typically in my experience, 1858-P is among the most common seated half dollar dates seen at most coin shows and, even I have to admit I am guilty of this, many collectors just glance over most of them. In this article, I will give you another reason to take a second look at them.

Among those varieties listed is a doubled obverse die (WB-102) but a doubled die reverse is not listed because it was not known in 1992 when this book was drafted. During the past few years, Randy Wiley and I have been able to identify two different varieties of the 1858-P with doubled dies.

The first is depicted on this page. Its date position is M2, .014" (see either Bugert variety reference or email me for an explanation on this), which means the date is centered in the field below the rock and dentils and which is typical for this date. Both obverse and reverse dies are unclashed and uncracked. Note the doubling (below) in and around the dentils, UNITED, and the olive leaves. This doubling is very similar but different enough to distinguish it from the next double die reverse depicted on the next page.



(Continued on page 16)





(Continued from page 15)

The second is depicted on this page. Its date position is L5, .005" (see either Bugert variety reference or email me for an explanation on this), which means the date is very high (in the fact the highest of any 1858-P I've seen) in the field below the rock and dentils. Differing from the previous dies, both obverse and reverse dies are clashed but similarly, uncracked. Note the doubling (photos below) in and around the dentils, UNITED, and the olive leaves. This doubling is very similar but different enough to distinguish it from the double die reverse depicted on the previous page.

We hesitate to assign a WB number to either as other 1858-Ps will be found, forcing a later change in the designations. I have not seen enough of these to know the rarity; after all, remember at least for now, I usually overlook 1858-Ps. For now, please know these exist and I hope you will find one or both. Good luck in your search!







## Free Advertisements

**New Advertisement!!** Brian Greer, well known dealer, collector, and numismatist, has an extensive listing of many new dates and varieties listed on his website. Check them out at:

<http://www.briangreerrarecoins.com/>

**Rare Coins for Sale:** Since 1979, David Lawrence Rare Coins has specialized in Seated and Barber coinage for collectors. Please visit our web site for 6,000+ offerings of U.S. & World coins, currency, and stamps for sale and auction. We are also interested in buying or selling your coins at auction. <http://www.davidlawrence.com> or phone 1-800-776-0560, members: PNG, ANA (life), FUN, CSNS

**Seated and Bust Coinage for Sale:** Rich Uhrich Rare U. S. Coins Inc. specializes in Bust and Seated silver coins, especially scarce and rare dates and varieties. His website [www.richuhrichcoins.com](http://www.richuhrichcoins.com) lists his complete inventory, has pictures of coins over \$100, and is updated frequently. He offers a newsletter which notifies you when significant new purchases are available and offers his take on the coin market in general as well as Bust and Seated silver. He also actively services want lists. He is an authorized PCGS and NGC dealer and a member of ANA, LSCC, EAC, and JRCS. Contact him at [richuhrichcoins@comcast.net](mailto:richuhrichcoins@comcast.net), 717-533-2935 or 717-579-8238.

**Liberty Seated Quarter Cuds & Rotated Dies Wanted:** Other U.S. series of interest as well. Please reply directly to Paul Kluth @ [pcmdmp@msn.com](mailto:pcmdmp@msn.com) or to the e-mail address of the *E-Gobrecht* newsletter.

**Rotated Reverse Seated Dimes Wanted:** I am looking for rotated reverse Liberty

Seated dimes. Any interested parties can email Jason Feldman at [jason@seated.org](mailto:jason@seated.org)

**Wanted to Buy:** Nice, problem-free bust and seated material. We specialize in affordable collector coins. Puro's Coins and Jewelry, web: [www.vtcoins.com](http://www.vtcoins.com), email: [puro@vtcoins.com](mailto:puro@vtcoins.com), phone: 1-800-655-1327.

**Seated Dime Die Varieties Wanted:** I am paying high prices for Seated Dimes with major cuds, die cracks, and rotated reverses. Contact David Thomas at [davethomas333@hotmail.com](mailto:davethomas333@hotmail.com) or 1-949-929-2830.

**Two Half Dollar Die Variety Books for Sale:**

- *A Register of Half Dollar Die Varieties, Volume I, San Francisco Branch Mint*
- *A Register of Half Dollar Die Varieties, Volume II, Carson City Branch Mint*

Copies of either are available now available in 3-hole punched format (ready for your binder) or plastic comb binding format each for \$45 plus \$5 postage for U.S. delivery (Specify which format you desire) directly from me at Bill Bugert, 1230 Red Rock Road, Gettysburg, PA 17325 (717) 337-0229.



## Liberty Seated Collectors Club

Contact Information:

**President and  
Editor, *Gobrecht Journal***

John McCloskey  
[John.McCloskey@notes.udayton.edu](mailto:John.McCloskey@notes.udayton.edu)

**Vice President and  
Editor, *E-Gobrecht***

Bill Bugert  
(717) 337-0229  
P.O. Box 3761  
Gettysburg, PA 17325  
[wb8cpy@arrl.net](mailto:wb8cpy@arrl.net)

**Secretary / Treasurer**

Leonard Augsbarger  
(847) 816-1649  
P.O. Box 6114  
Vernon Hills, IL 60061  
[leonard\\_augsbarger@hotmail.com](mailto:leonard_augsbarger@hotmail.com)

**LSCC website:**  
<http://www.lscweb.org>

## Mark your calendar !

- **September 3-4, 2010** - M&S Complete Set of Circulated Seated Dollars on display at the Ohio State Coin Show, **Dublin, OH**
- **September 24, 2010** - LSCC Regional Meeting, **Long Beach, CA** Coin and Collectables Expo, Friday, time and location TBD.
- **October 30, 2010** - LSCC Regional meeting, CoinFest Show, **Stamford, CT**, Saturday, 11 AM, room TBD.
- **November 5, 2010** - LSCC Regional meeting, **Baltimore, MD**, Whitman Coin and Collectibles Expo, 9 AM, room TBD.

## LSCC

**To encourage, promote, and dispense numismatic knowledge of the Liberty Seated coins; to cultivate fraternal relations among its members and all those interested in the science of numismatics.**

**LSCC Membership Information.** Dues are still \$20 per year and include three issues of the *Gobrecht Journal*, an award winning numismatic publication. To join the Liberty Seated Collectors Club, for *Gobrecht Journal* mailing address changes, or for other membership questions, correspond with the LSCC Secretary.

**Articles, comments, or advertisements for publication in the *Gobrecht Journal* may be addressed to the LSCC President.**

**Information, input, comments, or suggestions for improvements to this *E-Gobrecht* are actively solicited from anyone and may be sent to the Editor, *E-Gobrecht*.**

**To be added or removed from the *E-Gobrecht* mailing list, send an email message with the words "Subscribe/Unsubscribe" in the subject line of the message to: [wb8cpy@arrl.net](mailto:wb8cpy@arrl.net).**

## ***Wanted: Material for this newsletter!***

*Please consider submitting something for print. It need not be elaborate; it can be something as simple as a short note on your favorite variety, neat find, nice cherry pick, happenings at a coin show, rare Liberty Seated coinage coming up for auction, etc. If you are interested in it, rest assured, others will be too! Sharing information is a goal of this newsletter and you need not be an experienced or famous writer to submit something. This is a continuing plea.*

*The *E-Gobrecht* is not copyrighted; use its content freely but please be sure to quote the *E-Gobrecht* and the Liberty Seated Collectors Club.*