



The E-Gobrecht


The Electronic Newsletter of the LIBERTY SEATED COLLECTORS CLUB

Liberty Seated Collectors Club

2010 Volume 6, Issue 4

April 2010 (Whole # 63)

New Dime Overdate Discovered 1877/6-CC !



1877/6 overdate on crossbar
of last 7 digit

See details on page 8.

LSCC Activities at Baltimore ! Regional Meeting, Exhibits, and Club Table

See details on page 12.

New Column Starts This Month !

Gerry Fortin on LSCC Regional Activities

See details on page 5.

What's Inside this issue?

Auction News by Jim Gray	2, 7
Question of the Month by Paul Kluth	3
Answers to Last Month's QoM	4, 10
New Column! Regional News By Gerry Fortin	5-7
1877/6 Overdate Discovered ... by Gerry Fortin	8- 10
1861 Half Dime with Rotated Reverse By Jason Feldman	11
LSCC's Baltimore Events	12- 13
Imaging Software Aids in Discovery of 1891 Seated Dime F-134 Variety By Donald Bennett and Michael Fey	14- 17
Liberty Seated Dimes Top 100 Va- rieties Status Re- port By Gerry Fortin	18- 20
Free Advertise- ments	21
LSCC Information	22
Mark Your Calendar	22

The *E-Gobrecht* is a twice award winning electronic publication of the Liberty Seated Collectors Club (LSCC). The LSCC is a non-profit organization dedicated to the attributions of the Liberty Seated Coin series. The LSCC provides the information contained in this email newsletter from various sources free of charge as a general service to the membership and others with this numismatic interest. You do not have to be a LSCC member to benefit from this newsletter; subscription to the *E-Gobrecht* is available to anyone. All disclaimers are in effect as the completeness and/or accuracy of the information contained herein cannot be completely verified. Contact information is included at the end.



Auction News

by Jim Gray, LSCC #664

The **Stack's** Eliasberg & Krause Sale featured an MS65 1859-S dime with attractive pastel toning and the finest certified did not sell. An 1860-S dime in MS63 with ugly mottled toning did not sell. An 1871-CC in AU50, corroded and cleaned but still with a decent appearance sold for \$5,750. An 1872-CC with XF details but damaged, cleaned and with extensive file marks eked out \$1,610, while an 1873-CC with XF details but cleaned and corroded did not sell. Another 1873-CC in XF and corroded but decently toned did not sell, nor did the same date in VF35 with natural gray toning but many marks. An 1874-CC with XF details that had been cleaned but nicely retuned went for \$11,500.

An 1856-S quarter in MS61 that appeared circulated with dark spots on the obverse did not sell. An 1870-CC in VF that had been cleaned but retuned and not bad looking did not sell. An 1872-CC in VF30 with original toning sold for \$8,625.

The 1873-CC no arrows half-dollar from my sale and now graded MS63 made yet another appearance and did not sell again. I graded this coin AU58 because of obvious wear on Liberty's leg and breast and it sold for \$16,100 in my sale in 2004 in an MS62 holder. Possible buyers of this coin have definitely looked at the coin and not the holder and I doubt that this coin will ever sell in an MS63 holder.

An 1871-CC dollar in VG8 that had been polished but still had bold devices sold for \$2,645.

The **Bowers & Merena** Baltimore Sale featured an 1838-O half-dime in XF40 from perfect dies for \$1,105, while an evenly worn 1846 in VF20 hit \$1,725.

A light gray 1858-S dime in VF20 sold for \$805.

An 1858-S quarter in XF45 and definitely original sold for \$4,313, while a very attractive uniform gray VF30 duplicate sold for \$2,300. It is a rare day when two attractive 1858-S quarters appear in the same sale. An 1864-S in XF40 with light toning went for \$4,025, while a very well struck and nicely toned 1872-S in AU50 did not sell.

An 1870-CC half in F12 with BER missing and some marks realized \$2,888, while a VF35 1871-CC with some marks and E missing did not sell. A nicely toned 1872-CC in XF40 went for \$2,300. A spectacular 1873-CC no arrows in MS63 that was well struck and nicely toned and definitely a real MS63 sold for \$25,875.

An 1854 dollar in XF45 with uniform original toning went for \$4,600, while a cleaned 1872-CC dollar in AU50 sold for \$7,188.

The **Heritage** Fort Worth Sale contained a number of desirable Seated coins. An 1849-O half-

(Continued on page 7)



Question of the Month

Topic for e-Discussion by Paul Kluth, LSCC #1994

Which major coin show event is best and why?

Please vote for only one choice:

- ☐ F.U.N. in January
- ☐ Long Beach, CA (3 times per year)
- ☐ Whitman Baltimore, MD (3 times per year)
- ☐ Georgia Numismatic Assoc., Dalton, GA in April
- ☐ Garden State Numismatic Assoc., Somerset, NJ in May
- ☐ Central States (different location each year)
- ☐ ANA Summer Convention (different location each year)
- ☐ Whitman Philadelphia, PA (new last Fall)
- ☐ Other _____

Please vote why this show is really the best (only one choice again please):

- ☐ General Buying Opportunities
- ☐ General Selling Opportunities
- ☐ Liberty Seated-Only Buying Opportunities
- ☐ LSCC Activities at the Show
- ☐ Show's association with Major Auctions
- ☐ Show's provision for Educational forums and seminars
- ☐ Show's provision for competitive exhibits
- ☐ This is the Show where most of my collecting buddies get to meet
- ☐ Show's Overall Accommodations for Attendees (including facilities, access, food, lodging, & area attractions)
- ☐ Other _____

From your standpoint as either a collector or dealer, what makes a coin show especially enjoyable and worthy of your time to attend (besides the sales volume generated in the case of a dealer)? Your comments can apply to either a national, regional or local coin show)?

Please list some things that you think make for a really undesirable coin show or poor show experience?

All responses published next month remain anonymous to the readers. You can also mail a printout of this page with your handwritten response to... Attention: P. Kluth, P.O. Box 393, Simpsonville, MD 21150-0393. Please mail by April 23rd.

All responses are welcome! Please consider taking a few moments and sending in your thoughts and opinions. Send your reply to the *E-Gobrecht* editor at wb8cpy@arrl.net.



Answer to last Month's Question

Have you found a few interesting Love Tokens in your travels? Please share a few finds with your fellow readers right here. Have you found one (any denomination will do) with your very own name or initials on it, or those of a close family member or friend? Or how about some other oddly engraved anomaly?

From Ernie Turnes LSCC#2071: I just read the March 2010 issue of *The E-Gobrecht* and was interested to see Paul Kluth's story of the love token. I have about 500 pieces in my collection (I am the Vice President of the Love Token Society) and am always looking for love tokens for friends. (If anyone wants certain initials, write to mbcoinclub@yahoo.com and I will try to help.) I have several pieces in my collection with the initials and names of family members. Of course, most are on Seated dimes, but I have them on all Seated denominations, including an 1871 dollar, engraved in the field.

The biggest challenge in love token collecting is finding pieces with all three initials in the correct order. I have several. I own some love tokens where the non-engraved side is high grade. As you can imagine, such pieces bring tears to the eyes of some of my collector friends. ("How could someone ruin such a nice coin?")

Collecting non-engraved Seated half dimes and half dollars, I enjoy being a Liberty Seated Collectors Club member.

From Bill Bugert, LSCC #455: I've always liked seated love tokens. Over the years I've found and given many of all denominations (even gold) to family members (and even kept a few seated half dollar love tokens for myself). My favorite was found in 1988 in a Manchester, NH coin show and this 1890 dime had all three of my wife's initials, "JRB," in the correct order! I've found many useful two letter initials but not the three initials version. I've included some photos below for your enjoyment.



(Continued on page 10)



Regional News

By Gerry Fortin, LSCC #1054

Dear fellow LSCC members,

By now, you probably have read in the *Gobrecht Journal* about the newly created position of Information Technology (IT) and Marketing Director and the fact that I have agreed to take this position. After 20 year of LSCC membership and watching our club evolve with the vibrant research based *Gobrecht Journal* and the award winning *E-Gobrecht*, I believe the time has come to take additional steps to enhance club member experiences and to actively drive for increased membership. Numismatics is benefiting from the information age brought about by rapid expansion of the Internet and all forms of wireless communications. Today's communications are faster via email and message boards. The selection of Liberty Seated coinage specimens continues to expand as more dealers go "online" and as new reference sources are being published at a quicker rate due to the ease of self publishing software. In addition, new variety discoveries are published on a daily basis due to the various specialty websites and message boards available to serious coin collectors. It is truly an exciting time for LSCC members and serious collectors of Liberty Seated coinage.

During the November 2009 Baltimore show, Bill Bugert, Len Augsburger, and I discussed the possibility of a formalized LSCC regional meeting program to increase membership and to improve LSCC member club experiences. Clearly, the LSCC enjoyed success with the regional meetings at the Baltimore shows and the winter FUN Orlando show as club members found the meetings to be a convenient setting for socializing and sharing passions for Seated coinage. Numerous members are staying be-

hind after the formal meeting to share their new discoveries, seated coinage stories or even cookies.....

Working with Len Augsburger, I analyzed the current geographical profile of LSCC membership and compared that against the regional strategy established by the Early American Coppers (EAC) club to find an appropriate basis for launching an LSCC regional program. Four regions were designated by distilling the states into four geographical regions that are practical as an LSCC starting point. Each region will use "anchor" shows to host regional meetings. Regional meetings will be facilitated by Regional Directors who would volunteer their time to support the new club program. Two regional meetings per region per year will be the initial target and a measure of success. The new regional meeting program would foster a healthy level of LSCC membership engagement and the ongoing results would be excellent news for the new *E-Gobrecht* "Regional News" report that I hope to write on a monthly basis.

Let's look at the details of the newly defined LSCC regions.

Region 1 - East (ME, NH, VT, MA, RI, CT, NY, NJ, PA, MD, DE, VA, WV, DC, and NC)

This region includes the Northeast plus New Jersey, New York and the mid Atlantic states inclusive of North Carolina. The anchor shows will be the Baltimore Fall and Spring shows and we hope to continue the strong success demonstrated in the past year. Total LSCC members in the East region stands at 199 or there about based on recent sign-ups at March 2010 Baltimore show.

Region 2 - South (SC, GA, FL, AL, MS, TN, KS, AR, LA, MO, OK, and TX)

This region includes the Southeast and South Central

(Continued on page 6)



(Continued from page 5)

states. Current membership stands at 117 and we proposed the anchor show to be one of the Florida FUN shows and Dallas-Ft Worth show.

Region 3 - West (CA, WA, OR, MT, WY, UT, ID, AZ, CO, NM, NV, HI, and AK)

This region includes Western region states. The current anchor show remains as Long Beach though we have struggled to establish a well attended regional meeting. LSCC membership in the West region stands at 145 or there about. Considering the number of LSCC members in California alone, there is the possibility to establish a strong regional meeting, if not in Long Beach, then maybe in Santa Clara.

Region 4 - Central (OH, MI, WI, MN, KY, IN, IL, IA, NE, SD, and ND)

This region includes the North Central region with current membership totaling 141. Potential anchor shows include the Central States show and one other major regional show to be defined.

ANA Annual Summer Show

For clarity, the annual summer ANA show will continue to be administered by the LSCC President and officers as the LSCC meetings at the ANA show traditionally allow for voting on key club issues such as officer selection and dues.

Regional Directors

To administer the regional meetings, volunteer Regional Directors will be sought and appointed by the LSCC officers. Regional Directors will be selected based on long term LSCC membership, a clear understanding of our club's mission, standards of conduct and the seriousness with which the LSCC officers treat publication standards in the *Gobrecht Journal* and the *E-Gobrecht*. The IT and Marketing Director will work with the Regional Directors and support them with initial training and establish uni-

form meeting guidelines and feedback requirements followed by ongoing advice and prepared material support from the entire LSCC club membership. The first draft of the roles and responsibilities of the Regional Directors was discussed and is listed as follows.

LSCC Regional Director Role and Responsibilities

Club Role Increasing LSCC membership through direct regional member contact and regional show coordination while enhancing the membership experience of club members.

Responsibilities

- Establish and facilitate regional LSCC meetings to improve club participation
- Work with regional show organizers to schedule LSCC meeting room and regional meeting publicity
- Work with IT and Marketing Director for regional meeting advanced publicity and follow-up meeting summary through the *E-Gobrecht* including LSCC attendees photograph
- Work with IT and Marketing director to establish regional meeting program and presentations
- Identify non members who attend LSCC regional meetings and collect names for potential membership follow-up and a free subscription to the *E-Gobrecht*!
- Collaborate with IT and Marketing Director for brainstorming new ideas and establishing new programs that enhance LSCC member club experience.

At this time, a candidate for the East region has emerged. We still seek candidates for the South, West, and Central regions. Ideal candidates would have sufficient experience facilitating meetings, have the extra time to commit to building a successful regional meeting program on a multi year basis, and

(Continued on page 7)



(Continued from page 6)

have adequate relationships in the numismatic community to organize regional meeting with show organizers and their regional club members.

As with any new program or initiative, there are

more great ideas than volunteers to execute. I ask for your patience and strong support as the LSCC officers attempt to bring the regional meeting program online during the next two years.

Gerry

Auction news (Continued from page 2)

dime in AU55 with a good strike and definitely original sold for \$1,064, while an MS62 duplicate that was not as well struck and had some marks and mottled toning hit \$2,185.

An 1838-O dime in AU58 and well struck went for \$2,070, while an 1863-S in MS62 that was well struck and mostly white hammered for \$3,450. An 1872-CC dime with VF details but cleaned and damaged with most of the right obverse legend gone eked out \$1,236, while a VF30 duplicate with nice toning did not sell. A problem free 1873-CC arrows in VG8 went to a happy buyer for \$3,738.

An attractive well struck 1842-O small date quarter in VF25 sold for \$3,738, while an 1852-O in the same grade with uniform toning and some marks hit \$2,300. An 1856-S in XF40 that looked finer soared to \$2,530. An 1857-S in MS64 and among the finest certified with blue toning, but a dark area on the obverse, still managed \$7,475. An 1858-S in XF40 and premium quality for the grade rang the bell for \$5,463. An 1860-S quarter in VF30 with dark toning sold for \$6,900 and amazingly there are only four finer pieces certified by PCGS. This coin is definitely one of the stoppers for a higher grade

complete set of Liberty Seated quarters. An 1861-S in XF40 with attractive original toning sold for \$4,888, while a VF35 1864-S that had been dipped went for \$3,105. An 1872-S quarter in VF20 and perfect for an F/VF set rose to \$4,600.

An 1857-S half dollar in AU55 with light gray toning only realized \$1,840 which was a bargain price considering the rarity of this coin. A cleaned and granular 1870-CC with XF details did not sell but a duplicate in the same grade with uniform original toning and a bold BER soared to \$11,500. An 1872-CC in XF40 and original went for \$1,725, while an 1874-CC in AU55 with mottled toning hit \$7,763.

An 1871-CC dollar in AU53 that was attractive, well struck, and mark free rose to \$19,500, while an 1872-CC in G4 with some of the reverse legend worn off still managed \$2,530. An 1872-CC with AU details that had been cleaned and not attractively retuned sold for \$4,616, while a light gray 1873-CC in XF40 soared to a strong \$25,300.

An 1878-CC Trade Dollar in MS64, with only two finer at PCGS, that was well struck but had a dark area at the bottom of the reverse sold for an amazing \$80,500.



1877/6 Overdate Discovered by Rick DeSanctis on 1877-CC Type II F-107 and F-108 Liberty Seated Dime Varieties

by Gerry Fortin, LSCC #1054

During March 2010, I received an email from Rick DeSanctis, a Ft Myers, Florida dealer, while staying at the Baltimore Harbor Days Inn and preparing for the Baltimore show Top 100 Varieties display. Rick's email indicated that he had a mint state 1877-CC Type II F-108 Seated dime with date punch that was actually an overdate on an original 1876 die. A quick phone call to Rick ensued to investigate the possibility of a true overdate for the Liberty Seated dime denomination. Upon reaching Rick, he confirmed locating the top loop and knob of a 6 digit on the top surface of the crossbar of the second 7 date digit consistent with the 1877, 7 Over 6 Liberty Seated Half Dollar listed in *Cherrypickers' Guide* as FS-50-1877-301. I immediately checked my own F-107 1877-CC Type II Top 100 Varieties plate coin since both F-107 and F-108 varieties share the same obverse die. My dime graded AU55 and did show the possibility of a 7 over 6 overdate but a mint state example would definitely be required for photography and properly announcing the discovery.

I asked Rick DeSanctis to send his dime to me for verification and photography and he immediately agreed. Upon receiving the well struck and problem free mint state example, I examined the coin under 16x loupe and confirmed Rick's observation. Indeed, the faint upper loop and knob of a 6 digit were visible on the last 7 digit's crossbar when rotating the dime through a light source. The top surface of the 7 digit crossbar was imaged with the dime placed on a Mylar wedge to properly adjust lighting angle and capture the overdate anomaly. This anomaly will wear quickly, therefore mint state examples of F-107 and F-108 should be examined for the possibility of a full top loop of the 6 digit protruding from the surface of the 7 digit's crossbar. F-107 mint state examples with an early die state Obverse 6 should be the best candidates for inspection of the new 7 over 6 overdate variety.

1877-CC Type II Reverse – F-108 Variety with 1877/6 Overdate




(Continued on page 9)

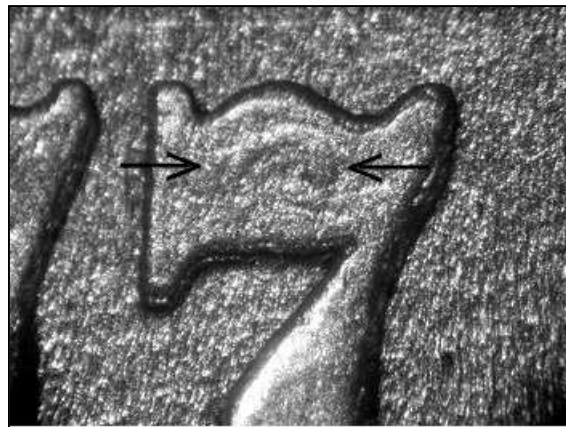


(Continued from page 8)

Macro Images of 1877/6 Overdate



1877/6 overdate on crossbar
of last 7 digit




Macro image of 1877/6 overdate
on last 7 digit


F-107 and F-108 varieties, both with Obverse 6, are incredible examples of multiple die preparation anomalies with the first identified overdate, date digit repunching including triple punching and large obverse die scratch. I also suspect that the Rick DeSanctis plate coin was struck from lapped dies due to the reduced amount of residual repunching above the base of the 1 digit, a shifted Denticle Ruler measurement from DR 0C to DR 0R and the weakness in UNITED STATES. I believe the lapping of Obverse 6 occurred while it was paired with Reverse G to form the F-108 variety. A quick review of other F-108 dimes in my collection supports this conclusion. More analysis is forth coming on this matter and evidence supporting the conclusion will be published at the Seated Dime varieties web-book at www.seateddimevarieties.com.

As Always, Happy Hunting....

F-108 Repunching on Date Digits



Repunching above feet of 1 digit



Repunching on 77 digits, note triple
punching on the base of last 7 digit

(Continued on page 10)



(Continued from page 9)

F-108 Major Die Scratch in Shield



Die scratch through shield

(Continued from page 4)

From **JT Stanton**: For many years Love Tokens were a passion of mine. I spent a lot of money on mutilated coins! But the things I always liked about them were that each was a unique work of art. naturally, some of the art work was very poor, but some were absolutely magnificent. I often would dream, and try to understand the stories these tokens were telling. I went through my photos and unfortunately I only have a couple of [of love tokens] on this laptop. I've attached them below ...Both of these are dimes.





1861 Half Dime with Rotated Reverse

By Jason Feldman, LSCC # 2003



Shown above is an ANACS PF61 1861 proof half dime with a rotated reverse. The 1861 proof half dime has a recorded mintage of 1,000 coins. This number may be highly overstated. The combined PCGS/NGC submissions for this coin total are under 160 which do not take into account resubmissions. In a survey of auctions records including 50 certified coins, I found a second example of a low grade proof with this rotation. This kind of error on a proof coin is very uncommon; interestingly enough, there are know rotations for the 3-cent and quarter dollars for this year; however, both those coins are business strikes. Such an obvious error would be hard to overlook.

Al Blythe mentions the discovery of this rotation in a 1998 letter to the *Gobrecht Journal*/where he refers to an ANACS PF62 coin. In the January 2008 Heritage Auctions sale, a PCGS PF62 rotated 1861 half dime was sold and thus far was the only other example seen. It was during this time the Blythe collection was sold at Heritage. There were a few proof coins sold during this time which could be traced to his collection by the serial numbers on the slab. The coin sold in January was not submitted with this small group of proof coins but no such example other than the PCGS PF62 has ever been offered by Heritage. It is somewhat reasonable to assume this was his coin sold as it is known he owned an example. This, of course, is taking into account some highly probable assumptions. I have been unable to obtain any pictures of his coin and therefore can not match it with 100% certainty.

The discovery of this coin seems to be the second known example and comes to answer Al's question some 22 years later that yes there are more than one out there.

Since Al's letter in 1998, there have been no publicly reports of another coin until today. Do any readers own Al's coin or another 1861 half dimes with a rotated reverse?



LSCC's Baltimore Events

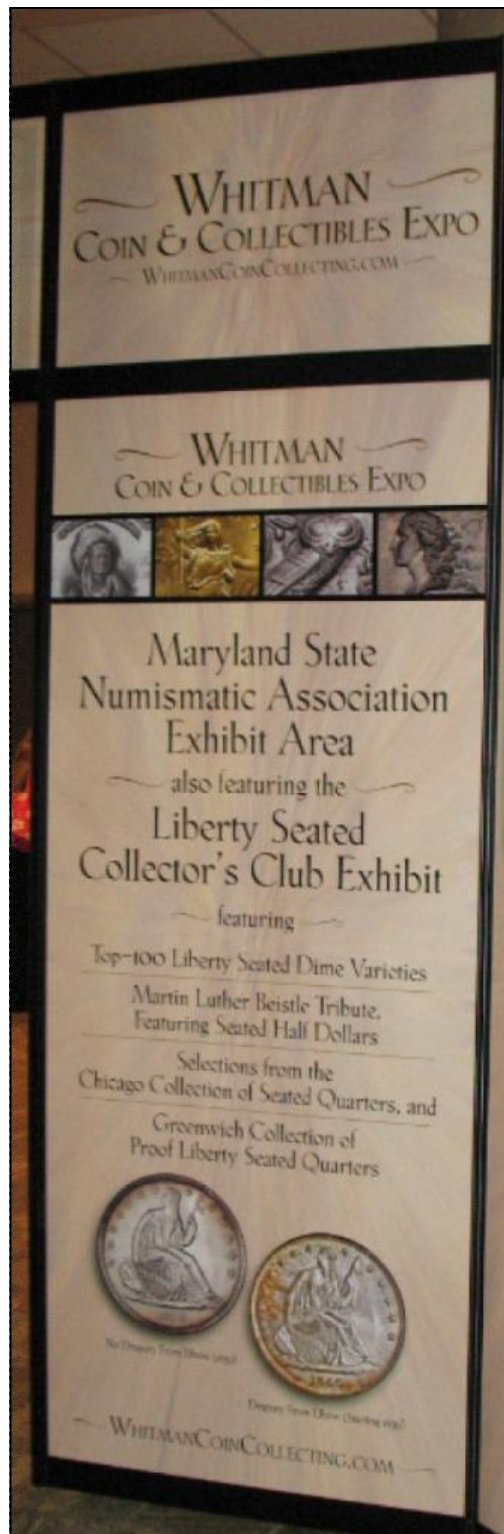
Thanks to the efforts of club Secretary/Treasurer Len Augsburger, the LSCC had an active showing at the recent Whitman Coin & Collectibles Expo, March 4 - 6, 2010 at the Baltimore Convention Center. The LSCC had a club table with exhibits and a regional meeting.

Whitman Coin & Collectibles Expo, LLC graciously advertised our club well with the entrance marquee (in photo at right), cover story in the March 2, 2010 issue of the *Numismatic News*, and a corner table near the exhibits for our club use.

The LSCC table and exhibit drew lots of interest from both members and non-members. Four exhibits were available for public viewing at the show on Thursday, Friday, and Saturday:

- **The Greenwich Collection of Proof Seated Quarters (PCGS #1 Set)**
- **Gerry Fortin's Top-100 Liberty Seated Dime Varieties**
- **Martin Luther Beistle Tribute, Featuring Seated Half Dollars**
- **Selections from the Chicago Collection of Seated Quarters (PCGS #1 Set)**

The quality, completeness, and eye appeal of the seated dimes and quarters were truly amazing and enjoyed by all who viewed them. Collectors, dealers, and casual viewers were all appreciative and enjoyed the exhibits. The four LSCC member exhibitors are depicted below:



(Continued on page 13)



(Continued from page 12)

Hosted by Len Augsburger, the LSCC conducted a regional club meeting on Friday morning at the Convention site. Len kicked off the meeting at 9 AM with a group photo:




About thirty interested members and non-members attended this meeting (many not shown in photo above). Len discussed the *Gobrecht Journal Collective Volume #5* (which is now in its third printing!), contents in the forthcoming issue of the *Gobrecht Journal* (issue #107 which is now in member hands), and a sampling of John J. Ford's coin line drawings which will be featured in *Gobrecht Journal* Issue # 108.

Gerry Fortin then took to the floor and presented a status report of the Top 100 dime varieties (see his slides on page 18 of this issue of the *E-Gobrecht*).

Don Bennett then presented his presentation on the Computer Graphic Methods for Analyzing Die Clashes on Gobrecht Dollars. Even though we had overhead projector difficulties during his talk, all enjoyed his talk and were amazed at the capabilities of his software.

The formal meeting ended and many attendees stayed to enjoy the "seated coin talk" and camaraderie.



Left to right: The Top-100 seated dime varieties, the proud owner and his seated quarters, and the Greenwich collection of proof seated quarters.



Imaging Software Aids in Discovery of 1891 Seated Dime F-134 Variety

by

Donald Bennett, LSCC # 2084, and Michael Fey, LSCC # 1517



The Philadelphia mint produced more than 15 million Liberty Seated dimes in 1891; the most ever for a single year until then. And with the anticipated introduction of Charles Barber's new Liberty Head motif, 1891 would signal the end of production for the Liberty Seated series. No doubt many were saved.

With such a high rate of production, it is likely that all varieties of 1891 dimes have yet to be found. No one should be surprised of another recent discovery. What is surprising and different is the manner in which this discovery came about and the methods used in its attribution.

Upon acquisition and after a seemingly thorough examination we believe we know every detail of a new coin. We put it away for safekeeping, sometimes for years, without ever looking at it. Then one day we read or hear something new about our coin. Our newfound awareness prompts us to reexamine our inventory and lo and behold we discover a detail we did not know was there. This is

important because an overlooked and presumed insignificant detail can have a dramatic impact on a coin's perceived rarity. You might think that this could happen to only the most inexperienced of collectors and that very little gets past an expert numismatist, but you would be wrong.

Some time ago, Dr. Michael Fey purchased an 1891 Seated dime. He knew it was special but the specifics eluded him until he attended a recent talk by Donald Bennett for the New Jersey Numismatic Society. In his presentation Mr. Bennett demonstrated the GIMP software¹ and the methods he uses to study images of die-clashed coins. This presentation prompted Fey to reexamine his 1891 Seated dime pictured above. This coin is interesting because of a die clash; so much so that parts of the letters "LIBER" of the word LIBERTY can be seen on the reverse. This effect is illustrated by Figures 1 and 2 below. Oval-shaped ellipses highlight the area of the coin where these letters appear.

(Continued on page 15)



Figure 1: Rotated and flipped clashed reverse with partial LIBER(TY) from obverse

(Continued from page 14)

Fey, Bennett, and Seated dime expert Gerry Fortin collaborated on researching this coin. What transpired was a demonstration of what can happen when Bennett, a relative newcomer to numismatic research, attempted to apply attribution rules without the benefit of either a coin or a loupe in hand.

As described in Fortin's "definitive resource for Liberty Seated Dime variety collectors," denticle ruler (DR) measurement², date placement and date slope³ are used, in part, to identify an obverse die. While placement and size of mint marks are chiefly used to identify reverses, these cannot be used for Philadelphia issues because no mint mark was used at that time on coinage from the Philadelphia Mint. Therefore, the Seated dime researcher is limited to the appearance of die cracks, die scratches and die defects to attribute reverses of Philadelphia minted coins. A die clash, although a consequence of the manufacturing process, is only useful to identify die state and cannot be used to definitively differentiate dies.

The use of digital images is preferred by Bennett because he finds it difficult to hold a coin long



Figure 2: Rotated and flipped clashed reverse with enhanced image of LIBERTY from obverse

enough to maintain focus, drop an imaginary line from the point of the shield to the rim, find the 0 denticle, and then identify the denticle placement at the left foot of numeral 1 without blinking. He truly believes there is a better, easier, and more accurate way to attribute coins using digital imaging software. The fact that GIMP is free provides further incentive to use these tools.

Often times, even the best images are not perfectly aligned to the horizontal and vertical axes. The base upon which Liberty sits can be used as a reference to properly rotate and align an image to the horizontal axis. As depicted by the close-up image of the obverse date and shield area (Figure 3), one can see that the date is of medium placement and is downward sloping. Through the use of a GIMP standard menu option, (View à Show Grid) a grid has been superimposed onto the image. The image has also been moved relative to the grid so that one of the grid lines touches the left foot of the numeral 1. This makes it easy to establish the denticle ruler measurement.

The lighting conditions under which Figure 3 was taken are favorable for determining the DR

(Continued on page 16)



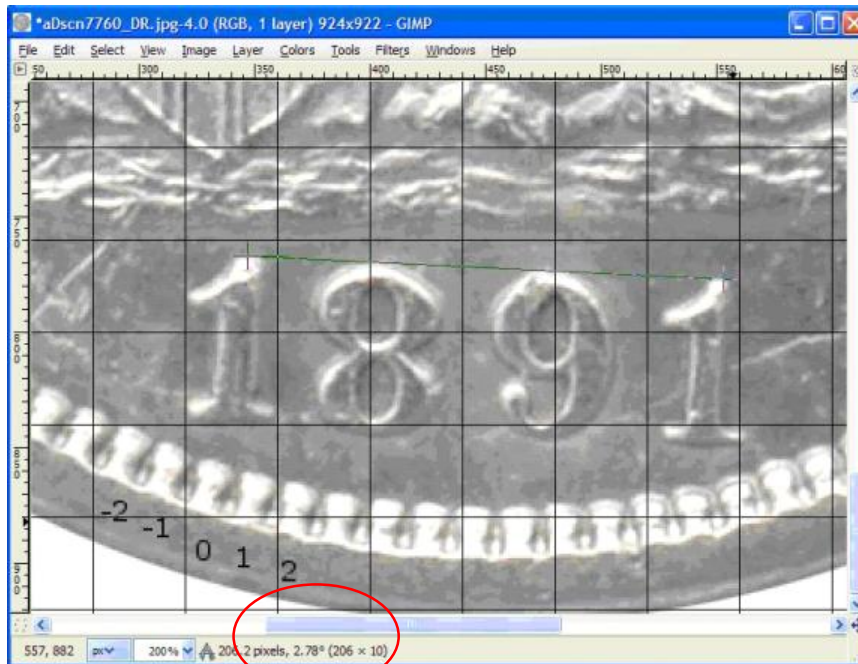
(Continued from page 15)

measurement. Each denticle is sharp and shadows are non-existent. The grid line plainly intersects the right-hand-side of the -1 denticle for a DR measurement of -1R.

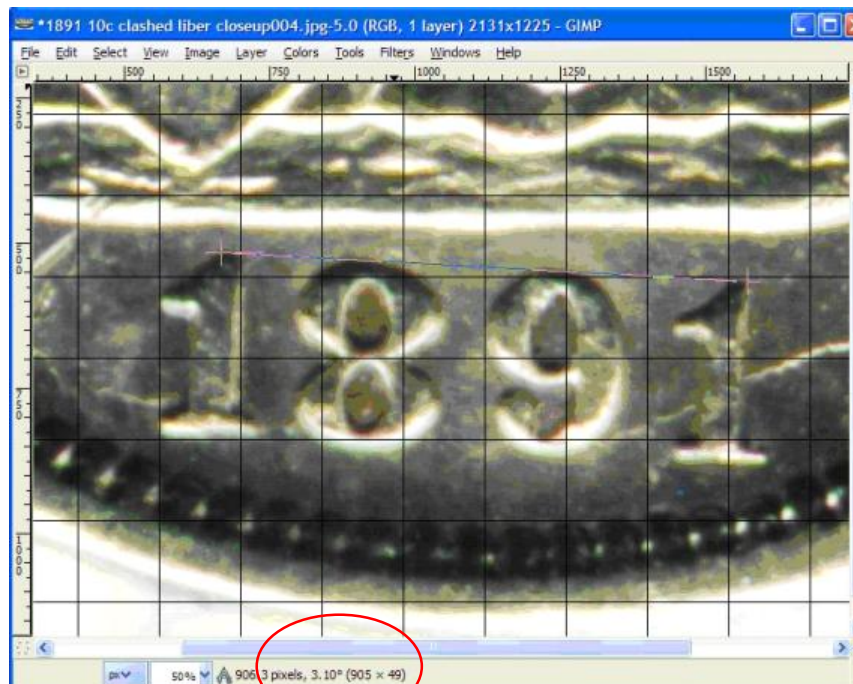
Another built-in feature of GIMP is the Measure

Tool. Depicted by a compass icon this tool measures distances and angles. Figure 3 illustrates this by the line drawn from the top of first 1 to the last 1 of the date 1891. GIMP determined an angle drop of 2.78 degrees as reported in status bar of the image window (see red circle).

(Continued on page 17)



Above - Figure 3: Denticle ruler measurement of -1R and downward slope measurement of 2.78° using high quality image



Above - Figure 4: Denticle ruler grid measurement using lesser quality image with shadows making determination more difficult



(Continued from page 16)

Contrast Figure 3 with a different image of the same coin (Figure 4) which was taken under less favorable lighting conditions. This second image illustrates shadows around the denticles making it difficult, but not impossible, to make a denticle ruler measurement.

Notice also that the objective measurement of date slope is not without error. A reading error of at least ± 0.5 degrees should be expected. We admit that subjective descriptions (e.g. Downward Slope, Sharp Downward Slope, Upward Slope, and Sharp Upward Slope) are more suitable in this case for the purpose of date slope attribution. Given that these angles are so small the error to target ratio is too large for reliable use. Therefore, one might conclude that objective measurement is unnecessary. Even so, this does not mean that imaging software should be excluded from the numismatist's arsenal of investigative tools. This only suggests that good sense should prevail when selecting the best tool for a given task.

Based on the objective evidence provided herein Bennett is of the opinion that the denticle

measurement for Dr. Fey's coin is closer to -1R whereas Fortin reported -1C. Whether it is -1R or -1C is not the issue but that use of any objective measurement technique is subject to some error; both subjective and objective. That is an important lesson for all of us. More importantly, Fortin agreed with our review of the data for existing varieties reported to date and found that this coin is, indeed, a new variety. He has assigned the F-134 designation for which a write-up in his on-line book is planned.

The use of graphic imaging software by Bennett was originally applied to the study of die clashes. Yet the methodology has proven itself as a valuable tool for providing objective measurement of coin details in the search for new varieties. The ability to provide objective measures offers a dramatic improvement over qualitative and subjective descriptors.

It is the authors' firm belief that as collectors and numismatists become aware of these methods they will be more inclined to use imaging software in their research of all coins types. From it, we should expect a resurgence of coin discoveries and new varieties in the coming years.

End notes:

¹ The Gnu Image Manipulation Program (GIMP) can be downloaded without charge for Windows (<http://www.gimp.org/>), Mac (<http://www.gimp.org/macintosh/>), and Unix (<http://www.gimp.org/unix/>) operating systems.

² http://www.seateddimevarieties.com/Denticle_Ruler.htm

³ http://www.seateddimevarieties.com/Date_Positions.htm





Liberty Seated Dimes Top 100 Varieties Set Status Report

Gerry Fortin
Whitman Baltimore Expo
March 4, 2010

Top 100 Liberty Seated Dime Varieties History

- Top 100 Varieties set defined and published in Gobrecht Journal #94 (November 1995)
- LSCC Top 100 survey conducted during 1995 and results published in Gobrecht Journal (November 1996)
- Top 100 Varieties module added to Liberty Seated Dime website during 1995
- About 1997, installed the open registry on Seated Dime website with Top 100 Varieties set being one of the primary collector points of interest



Top 100 Liberty Seated Dime Varieties

Open Registry Status

- Nine sets active on Open Registry (www.seateddimevarieties.com)
- Highest set weighted grade and ratings
 - 54.6 Set Rating and Weighted Grade – Gerry Fortin
 - 55.4 Set Weighted Grade – Dr. Tim Cook
- Four sets at 75% or better completion level
- Most active set builders
 - Dale Miller – 81% completion with focus on middle circulated grades and also completing Seated Dime Ultimate set
 - Dr. Tim Cook – 79% completion with strong focus on AU or better examples
 - Dan Pintar – 67% completion and also focused on Seated Dime Ultimate set
 - Paul Bradley – 92% completion achieved during 2008

Top 100 Liberty Seated Dime Varieties

Challenging Varieties

Missing From 3 of 4 Highest Completion Sets

- 1839-O Small O Obverse/Large O Reverse - (Weight 7)
- 1861 Type 1 Rusted Obverse - (Weight 3)
- 1861 Type 2 Rusted Reverse - (Weight 8)
- 1874 Polished Arrows - (Weight 10)
- 1875-CC BW – Cracked Obverse - (Weight 4)
- 1876-S Repunched Date - (Weight 7)
- 1882 Repunched Date - (Weight 3)
- 1891-O Shattered Reverse - (Weight 4)

Are findings somewhat surprising?



Top 100 Liberty Seated Dime Varieties

Most Popular Seated Dime Varieties

Presence in Top 4 Incomplete Sets

- 1839 Pie Shaped Shattered Obverse (Weight 10)
 - Missing in 2/4. PCGS AU55 and PCGS G6 examples in two sets
- 1841-O Transitional Closed Bud Reverse – Large O (Weight 7)
 - Missing in 1/4. EF40, VF20 and VG8 examples in three sets
- 1841-O Transitional Closed Bud Reverse – Small O (Weight 9)
 - Missing in 1/4. F12, and two G4 examples in three sets
- 1854-O Shattered Obverse - (Weight 6)
 - Missing in 1/4. VF30, VF20 and VG8 examples in three sets
- 1873 WA – Doubled Die Obverse - (Weight 7)
 - EF40, VF20 and two F12 examples in four sets

Top 100 Liberty Seated Dime Varieties

Gerry Fortin Top 100 Varieties Set

Highlights

- 1837 Large Date Shattered/Clashed – PCGS MS65
- 1838 Partial Drapery – NCG MS65
- 1839 Pie Shattered Obverse – PCGS G6
- 1839-O Cobweb Shattered Reverse – PCGS MS63
- 1839-O Huge O – MS 60
- 1841-O Transitional Closed Bud Large O – PCGS AU55
- 1841-O Transitional Closed Bud Small O – AU50
- 1854-O Shattered Obverse – PCGS AU50 (Greer Plate Coin)
- 1856 SD Double Die North – PCGS MS64
- 1861 Type 2 Rusted Reverse – AU 50 (Greer Plate Coin)
- 1873 WA Double Die Obverse – PCGS AU55
- 1874 Polished Arrows – AU58
- 1875 Misplaced 1 Digit – PCGS MS64 Regency
- 1878-CC Polished Reverse – PCGS MS64
- 1890 Four Digits in Gown – PCGS MS65



Free Advertisements

Rare Coins for Sale: Since 1979, David Lawrence Rare Coins has specialized in Seated and Barber coinage for collectors. Please visit our web site for 6,000+ offerings of U.S. & World coins, currency, and stamps for sale and auction. We are also interested in buying or selling your coins at auction. <http://www.davidlawrence.com> or phone 1-800-776-0560, members: PNG, ANA (life), FUN, CSNS

Seated and Bust Coinage for Sale: Rich Uhrich Rare U. S. Coins Inc. specializes in Bust and Seated silver coins, especially scarce and rare dates and varieties. His website www.richuhrichcoins.com lists his complete inventory, has pictures of coins over \$100, and is updated frequently. He offers a newsletter which notifies you when significant new purchases are available and offers his take on the coin market in general as well as Bust and Seated silver. He also actively services want lists. He is an authorized PCGS and NGC dealer and a member of ANA, LSCC, EAC, and JRCS. Contact him at richuhrichcoins@comcast.net, 717-533-2935 or 717-579-8238.

Liberty Seated Quarter Cuds & Rotated Dies Wanted: Other U.S. series of interest as well. Please reply directly to Paul Kluth @ pcmdmp@msn.com or to the e-mail address of the *E-Gobrecht* newsletter.

Rotated Reverse Seated Dimes Wanted: I am looking for rotated reverse Liberty Seated dimes. Any interested parties can email Jason Feldman at jason@seated.org

Wanted to Buy: Nice, problem-free bust and seated material. We specialize in affordable collector coins. Puro's Coins and Jewelry, web: www.vtcoins.com, email:

puro@vtcoins.com, phone: 1-800-655-1327.

Seated Dime Die Varieties Wanted: I am paying high prices for Seated Dimes with major cuds, die cracks, and rotated reverses. Contact David Thomas at davethomas333@hotmail.com or 1-949-929-2830.

New Half Dollar Book for Sale: I have a new book which details all known San Francisco Branch Mint LS Half Dollar die marriages (228) with narratives, photos of diagnostics, rarity ratings, background information, etc. and includes nearly 1,400 photographs. Written with Special Edits by and Consultations with Randy Wiley, this book is a large 313 pages in 8.5 by 11 inch size, is printed on high quality 100# anthem gloss paper, and is available in 3-hole punched format (ready for your binder) or plastic comb binding format. Copies are available now for \$45 plus \$5 postage for U.S. delivery (Specify which format you desire) directly from me at Bill Bugert, 1230 Red Rock Road, Gettysburg, PA 17325 (717) 337-0229.





Liberty Seated Collectors Club

Contact Information:

**President and
Editor, *Gobrecht Journal***

John McCloskey
John.McCloskey@notes.udayton.edu

**Vice President and
Editor, *E-Gobrecht***

Bill Bugert
(717) 337-0229
P.O. Box 3761
Gettysburg, PA 17325
wb8cpy@arrl.net

Secretary / Treasurer

Leonard Augsburger
(847) 816-1649
P.O. Box 6114
Vernon Hills, IL 60061
leonard_augsburger@hotmail.com

LSCC website:
<http://www.lscweb.org>

Mark your calendar !

- *Gobrecht Journal* Issue #107 was postal mailed on March 22, 2010. All paid members should have received it by now.
- April 30, 2010 - Regional LSCC meeting at the CSNS show in Milwaukee, WI. Friday, 9 AM, room 202B of the Midwest Airlines Center.
- August 12, 2010 - Annual LSCC meeting at the 2010 ANA Worlds' Fair of Money, Boston, MA, Thursday, 9 AM, room TBD.

LSCC

To encourage, promote, and dispense numismatic knowledge of the Liberty Seated coins; to cultivate fraternal relations among its members and all those interested in the science of numismatics.

LSCC Membership Information. Dues are still \$20 per year and include three issues of the *Gobrecht Journal*, an award winning numismatic publication. To join the Liberty Seated Collectors Club, for *Gobrecht Journal* mailing address changes, or for other membership questions, correspond with the LSCC Secretary.

Articles, comments, or advertisements for publication in the *Gobrecht Journal* may be addressed to the LSCC President.

Information, input, comments, or suggestions for improvements to this *E-Gobrecht* are actively solicited from anyone and may be sent to the Editor, *E-Gobrecht*.

To be added or removed from the *E-Gobrecht* mailing list, send an email message with the words "Subscribe/Unsubscribe" in the subject line of the message to: wb8cpy@arrl.net.

Wanted: Material for this newsletter!

Please consider submitting something for print. It need not be elaborate; it can be something as simple as a short note on your favorite variety, neat find, nice cherry pick, happenings at a coin show, rare Liberty Seated coinage coming up for auction, etc. If you are interested in it, rest assured, others will be too! Sharing information is a goal of this newsletter and you need not be an experienced or famous writer to submit something. This is a continuing plea.

*The *E-Gobrecht* is not copyrighted; use its content freely but please be sure to quote the *E-Gobrecht* and the Liberty Seated Collectors Club.*