



The E-Gobrecht

The Electronic Newsletter of the LIBERTY SEATED COLLECTORS CLUB

Liberty Seated Collectors Club


2010 Volume 6, Issue 1

January 2010 (Whole # 60)

1870-CC Half Dollar with Small CC Mintmark

By Harry Salyards, LSCC #505

I was browsing through some old Bowers and Ruddy catalogs when, to my amazement, I discovered Lot 1382 in the C.C. Montgomery Sale of February, 1976--an 1870-CC half dollar with small mintmark! In the plate, it looks like an 1874-CC reverse. Is anyone familiar with this piece? I assume it was an alteration of some sort.



(Editor: all known genuine 1870-CC half dollars have a large CC mintmark. See Randy Wiley's excellent article in the Gobrecht Journal Collective Volume #3, page 367 for complete details.)

[Note: Harry is the long-time Editor of the Early American Copper's bi-monthly printed journal, Penny - Wise. Even if you are not interested in copper coinage, joining this organization is worthwhile for the wonderful people, research, and well written articles. Consider joining at www.eacs.org.]

What's Inside this issue?

Auction News by Jim Gray	2
Please send in your ANA membership Number	2
Question of the Month by Paul Kluth	3
Answers to QoM	3
NY Militia Seated Shoulder Plate By John Murison	4
Summary of Liberty Seated Dimes Web- site Updates By Gerry Fortin	5-9
Analyzing Die Clashes Through Mo- tion By Don Bennett	9-13
Reviewing the Re- viewer By Dennis Fortier	13
The 1849 Dramati- cally Doubled Date Half Dollar . . . And The Same Error in Two Other Denomina- tions By Rich Uhrich	14
New Half Dollar Die Rotation Reported By Jason Feldman	15
Subscriber Corre- spondence	15
E-Gobrecht Large File Rejections	15

The E-Gobrecht is a twice award winning electronic publication of the Liberty Seated Collectors Club (LSCC). The LSCC is a non-profit organization dedicated to the attributions of the Liberty Seated Coin series. The LSCC provides the information contained in this email newsletter from various sources free of charge as a general service to the membership and others with this numismatic interest. You do not have to be a LSCC member to benefit from this newsletter; subscription to the E-Gobrecht is available to anyone. All disclaimers are in effect as the completeness and/or accuracy of the information contained herein cannot be completely verified. Contact information is included at the end.



Auction News

by Jim Gray

Auction sales for December only had one sale, the **Heritage Houston Sale**.

A MS62 1838-O half-dime with nice toning and usual softness at the base of Liberty

sold for \$4,313 and an 1846 half-dime in XF45 with attractive light toning and the usual soft strike on the wreath hit \$3,738.

An 1844 dime in AU58 sold for \$2,990 and an 1859-S dime in VF35 with deep toning and a large hit on Liberty's left elbow managed \$1,323. An 1871-CC dime in MS62 from my collection did not sell again after realizing an amazing \$70,000+ in my sale. An 1872-CC dime in F12 but damaged by gouges on the reverse only realized \$978 and a cleaned, corroded and scratched 1873-CC with XF details did not sell. An 1873-CC in VG8 with some obverse hairline scratches but a decent appearance sold for \$2,990.

A harshly cleaned 1862-S quarter in AU50

only managed \$715 but an 1868-S in MS62 that was untuned and very nice for the grade hammered for \$5,175. A cleaned and scratched 1869-S in AU58 but still with a decent appearance went for \$1,208 and an 1873-CC quarter in VG8 and perfect for a G/VG set sold for \$6,613.

A nice, original 1852-O half in VF35 managed \$690 and a deep but uniform originally toned 1856-S in XF45 sold for \$978. A handsome, well struck 1870-CC half in AU50 soared to \$21,850. An 1872-CC in XF40 with a bold LIBERTY and nice toning hit \$2,415. An 1873-CC no arrows in XF40 with attractive uniform gray toning but unfortunately having a number of dark spots on both sides eked out \$1,898.

An 1871-CC dollar in AU55 and formerly in my collection was nicely toned but impaired by a scrape between stars 5 and 6 and did not sell again. An 1872-S dollar in XF45 and toning back after a dipping went for \$1,995.

Please send in your ANA Membership number

By Len Augsburger, LSCC Secretary/Treasurer

The ANA is changing their club dues policy this year. For each active ANA member in the LSCC, we get a discount of \$5 on our \$75 annual club dues (up to a maximum \$75 discount). ANA membership is important to the LSCC since it secures for us room space at the ANA convention as well a listing in the show program. LSCC members can help reduce our ANA membership dues by forwarding their name and ANA membership number to me (leonard_augsburger@hotmail.com). This information will be known only to me and the ANA.





Question of the Month

Topic for e-Discussion by Paul Kluth



This month we present a somewhat puzzling 1842-O Seated Quarter (New Orleans mint-mark or so it would seem?). The reverse appears to have a lot going on! What do you think is happening with this coin? Also, what do you think would be a Briggs attribution for this quarter?

All responses are welcome! Please consider taking a few moments and sending in your thoughts and opinions. Send your reply to the *E-Gobrecht* editor at wb8cpy@arri.net.

Answer to last Month's Question

The Liberty Seated series is loaded with numerous varieties and identified die marriages across every denomination. What are some of your favorite varieties and/or die marriage combinations? If you happen to know the attribution # or have some images, please share those with fellow subscribers as well.

From Rich Uhrich: see his article on page 14 of this issue.



N.Y. Militia Seated Shoulder Plate

By John Murison, LSCC #906



Nearly ten years ago, I purchased a circa 1835 New York Militia shoulder plate buckle with the leather shoulder strap. With my interest in pre-Civil War military and Liberty Seated Half Dollars, I appreciated the plate buckle which has a design nearly identical to several of Peale's artworks and extensively presented in the new reference book *Gobrecht Dollars as Illustrated by the Collection of Julius Korein, MD* (Editor: reviewed in last month's *E-Gobrecht*).

This plate is depicted (at right) in the book *Plates and Buckles of the American Military 1795-1874* by Sidney C. Kerksis with details on the dimensions and manufacturing.

Please share this information with the *E-Gobrecht* readers, I think they would enjoy seeing it.



UNITED STATES: MILITIA

PROVENANCE: United States
TYPE: shoulder belt plate
PERIOD: circa 1835
METHOD OF MANUFACTURE: die stamped
WEIGHT: about 2¼ ounces
MATERIAL: brass
DIMENSIONS: about 2.60 x 3.70 inches
66 x 94 millimeters

FIGURE 180

RARITY:
8

REMARKS:

This handsome plate, with its patriotic Motif is very attractive. The seated figure of Liberty is quite similar to that employed on U.S. coins commencing about 1837. The device, which is separate from the plate, was fastened on with leather thongs, two of which are visible.



Summary of Liberty Seated Dime Website Updates

By Gerry Fortin, LSCC #1054

The November and December timeframe brought a flurry of website content and capability updates at www.seateddimevarieties.com. After re-negotiating my employment contract with CSMC Technologies, balance between time in the United States and China was achieved with an opportunity to implement a long list of website enhancements or increased content. This article presents a summary of recent enhancement efforts.

Historical Collections Module

I hope that readers will notice the substantial progress in the Historical Collection module. Firstly, LSCC President, John McCloskey was kind enough to research his Liberty Seated dime collection and identify those coins which were used by Kam Ahwash for variety illustrations in the *Encyclopedia of United States - Liberty Seated Dimes 1837-1891*. Prior to John submitting his information, I listed only encyclopedia pages with full obverse and reverse plate coin images as the target for provenance and current ownership research. John's review of his personal collection facilitated the entry of 27 additional dimes into the encyclopedia database and brought important understanding as to the origin for variety macro images seen scattered throughout the encyclopedia. John captured the history of his collaboration with Kam Ahwash within this early December email response;

Ahwash Encyclopedia Plate Coins, McCloskey Collection

In 1974 Kam Ahwash visited my home in Kettering, Ohio and we compared the coins in my collection with the notes that he had taken of the Seated dime varieties that he had identified for his new encyclopedia. He stayed at my home for three days examining coins and we pulled out all of the new varieties that we discovered. I then hired photographer Gordon Harnick to take close up pictures of the varieties that we had discovered. These pictures were then sent to Kam for use in his encyclopedia. Gordon Harnick took only close up pictures for the encyclopedia and all of the pictures represent discovery coins for the varieties that are illustrated.

I still own all of these coins! None of them were of any great value and they were purchased at local shows in the Midwest in the states of Ohio, Michigan, Indiana and Illinois. None of these coins are slabbed and I have no record of who I bought them from since they were all small part time dealers who set up at these shows. I have listed the page number of the illustration in the 1977 Ahwash encyclopedia, the date, variety, grade, cost and year of purchase. The list as I know it at this time is as follows:

Page Number	Ahwash Book Date	Variety	Grade	Cost	Date of Purchase
page 58	1841-O	A5	XF	\$25.00	1973
page 67	1843	A2	XF	13.00	1972
page 68	1843	A3	XF	8.00	1974
page 75	1845	A3	VF	11.50	1972
page 81	1847	A1	VF	22.00	1971
page 87	1848	A1	VF	5.00	1966
page 88	1848	A2	VF	12.00	1971

(Continued on page 6)

*(Continued from page 5)*

Page Number	Ahwash Book Date	Variety	Grade	Cost	Date of Purchase
page 91	1849	A2	VF	5.00	1960
page 108	1851	A1	VF	\$6.00	1958
page 111	1851	A3	XF	11.00	1970
page 119	1852	A2	F	3.00	1957
page 122	1852	A4	VF	8.00	1969
page 126	1853	A3	F	4.00	1958
page 127	1853	A4	XF	18.00	1973
page 129	1853	A6	VF	10.00	1972
page 136	1856	A2	XF	9.50	1971
page 137	1856	A3	XF	9.50	1968
page 138	1856	A4	F	7.00	1973
page 142	1856-O	A2	XF	18.00	1967
page 144	1856-O	A3	F	20.00	1971
page 208	1867-S	A1	XF	50.00	1972
page 213	1868	A3	XF	12.50	1973
page 218	1869	A1	VF	8.00	1970
page 219	1869	A2	F	4.00	1958
page 220	1869	A3	VF	3.00	1959
page 226	1870	A3	XF	8.00	1973
page 228	1870	A4	VF	4.00	1957

I had nearly a complete set of Seated dimes by date and mintmark by the time I graduated from college in 1960. I purchased very few pieces during my time in graduate school from 1961 to 1965 but I began to take a serious interest in die varieties after I received my PhD in Statistics in 1965.

I hope that this information is helpful to research projects on Seated dimes.

John W. McCloskey
President LSCC
December 9, 2009

Secondly, the John Jay Pittman Seated dime collection was added as the fourth named collection within the Historical Collections module. David Akers Numismatics auctioned the Pittman collection during October, 1997 and many of the lots can be located today within third part grading holders (TPG) and with provenance designations. Though the Pittman collection was not as comprehensive as Eliasberg, early proof date examples were well represented and later appeared in the Richmond collection among others.

Lastly, I installed a percent completion note in the header for each collection as a measure of progress. The basis for assessing what constitutes "completion" is important. An entry is considered completed (for calculation purpose) if current ownership is identified or if third party grading and images are available. Currently, the following percent completions are noted for three of the four named collections; Eliasberg – 22%, Pittman – 11% and Ahwash – 15%. During January, I plan to update the Greer collection

(Continued on page 7)



(Continued from page 6)

listing with variety plate coins to be consistent with the approach taken for the Ahwash collection with inclusion of full obverse/reverse plate coins and variety image plate coins. Many of the Greer variety plate coins reside in my collection and like John's effort for Ahwash varieties, I must perform an inventory and assemble the information.

Active solicitation for provenance and current ownership is ongoing for the Historical Collections module. Please consider supporting this effort or encouraging others who may own examples to come forth with information.

PCGS Liberty Seated Dime Complete Variety Set Attribution Guide

During October of this year, PCGS Set Registry manager BJ Searls approached me concerning the assignment of rarity weights for Complete Seated Dime Variety sets that PCGS planned to announce. The Cherrypickers' Guide would be the basis for defining the varieties to be included in the "Complete Variety Set". Working with BJ, recommendation were submitted and accepted for variety rarity weights and in parallel, we brought about minor fine tuning of the variety listings given certain inaccuracies in the Cherrypickers' Guide.

At one point in our conversations, I offered BJ Searls the idea of an attribution guide to be made available on the www.seateddimevarieties.com website. She accepted the concept of an online guide as being useful for properly attributing and screening future submissions given the subtleties of variety attributions. I constructed the PCGS Complete Variety Set Cross Reference Guide during November and employed a presentation format consistent with that of the Top 25 Seated Dime Shattered Dies module. I used large obverse and reverse die images along with pertinent macro variety pictures to illustrate each of the required PCGS varieties for a complete set. A cross referencing table between Cherrypickers' variety numbering, Fortin F-1xx designations and PCGS registry numbering will hopefully simplify the attribution and submission challenges. E-Gobrecht read-

ers can access the PCGS Cross Reference guide at this link;

http://www.seateddimevarieties.com/preview/PCGS_xreference.htm

1857-O and 1868 Date Chapter Upgrades

The extra time on hand allowed for re-analyzing two Seated dime dates for incremental varieties and to improve the visual presentation quality of those chapters. Some background is probably in order. When finishing the web-book in 2004, many of the images were captured via flatbed scanner rather than a digital camera. To make matters worst, many of the variety macro images were cropped directly from the flatbed scanner images producing a "fuzzy" resolution. The flatbed scanner images are inconsistent with newer digital photographs and over the next few years, a full conversion of each date chapter to digital camera based images is planned. The upgrading will include improved obverse and reverse plate coin images and an enhancement of individual die variety description pages with improved macro images and text descriptions.

I started the upgrading process by focusing on the 1857-O and 1868 dates. My die variety research for New Orleans 1857 dimes appeared incomplete as there were 2-3 unexplained duplicates in the bank box. Additionally, Liz Coggan identified an 1857-O dime with a large thick mintmark during 2008 that was purchased but still awaited attribution and inclusion into the web-book. For the 1868 date, I recently presented a discussion at the November Baltimore LSCC regional meeting and suggested that the larger than expected number of obverse dies might be a function of die polishing as 1868 varieties are found with bold and weak dates. Therefore it was time to re-examine the 1868 dimes in my collection and determine if the previous die variety analysis needed rethinking.

The 1857-O re-checking and upgrading effort took about six weeks and resulted in important new discoveries. The dime from Liz Coggan was diagnosed as a late die state of an existing variety/die pairing and labeled F-103a. I identified a new set of

(Continued on page 8)



(Continued from page 7)

obverse and reverse dies from dimes in the bank box and finally, Dale Miller made an important discovery that the obverse die associated with strike doubled date and stars (a Top 100 Variety) is paired with two different reverse dies (F-101 and F-102a). Graphics were improved and the outcome can be best viewed at the Pictorial module link;

<http://www.seateddimevarieties.com/pictorial/1857o.htm>

The 1868 analysis did not produce significant findings and validated the previously published die variety analysis. The question of why 1868 dies have bold and weak date punches remains a mystery. Many of the images were redone with a digital camera and the net outcome is improved presentation quality. The revised 1868 chapter images can be best viewed at;

<http://www.seateddimevarieties.com/pictorial/1868.htm>

Top 25 Liberty Seated Cud Varieties

Up to this point in time, the Top 25 Liberty Seated Cud varieties module was not formally announced but is an active module on the website. Tim Cook took a leadership role with respect to defining the module and working with Gerry Fortin and Jason Feldman to reach consensus on the best cud varieties for inclusion into a Top 25 set. Given the length of this article and the importance of properly announcing and describing the Top 25 Liberty Seated Cud varieties, I will simply offer the module link to readers at this time and invite you to check at your leisure. There are plans to write a full E-Gobrecht article during the first half of 2010. You are encouraged to review The Top 25 Seated Cud Set module content via this link:

http://www.seateddimevarieties.com/preview/major25_cud_table.htm

Pictorial Module Functionality Upgrade

The initial goal of the Pictorial module was to present an easy to use visual guide for all die varieties within a certain date or mintmark. I have always be-

lieved that attributing die varieties is primarily a visual exercise and the Pictorial guide would be a faster tool than using the Date and Mintmark chapter tables. After months of favoring the Pictorial guide for eBay and auction lot attributions, I realized that final variety confirmation always required going back to the website index page and accessing the individual varieties' description page through the Date and Mintmark chapter link and then, the varieties' link with the date chapter table. To save precious time during multiple attributions, I have added a direct link to the individual variety description pages from the Pictorial guide. This link is labeled as "(Details)" and is located directly under the F-1xx title number. Simply click on the (Details) link to access a complete description of that die variety, followed by using the Back function to return to the Pictorial page.

Users of the web-book for Seated dime attributions now have two approaches for accessing individual die variety description pages. I believe that once specialists recognize the power of the Pictorial variety guide for quickly screening variety possibilities, they will migrate to the Pictorial module as their primary attribution tool. Personally, I have already realized this transition.

Inclusion of Die Clashing Analysis via CamVideo

Donald Bennett continues to enhance die clashing visualization capabilities through GIMP (the GNU Image Manipulation Program) and movie making of screen captures with CamVideo freeware. Donald created die clashing analysis movies for the 1837 Large Date F-101c and 1891-O F-106a varieties and allowed their placement into the Seated dime web-book. *E-Gobrecht* readers can download and view the die clashing movies at the following links:

<http://www.seateddimevarieties.com/pics/1837/1837LD-F-101c.avi>

<http://www.seateddimevarieties.com/pics/1891o/1891-O-F106a.avi>

(Continued on page 9)



(Continued from page 8)

Clearly, Donald's effort is an important innovative for determining the position of obverse and reverse dies during a die clashing event and for providing precise die alignment measurements via graphical analysis. I asked Donald to write a detailed article

(Editor: his article follows this one.) concerning his innovation and to describe the GIMP and Camvideo techniques in this issue of the *E-Gobrecht* as the tool has the potential to become a standard analysis technique within numismatics.

As Always, Happy Hunting....

Analyzing Die Clashes Through Motion

By Don Bennett, LSCC #2084

In the February 2009 *E-Gobrecht*¹ I described a graphic technique for visualizing die clashes using the GNU Image Manipulation Program² or GIMP. Although GIMP has similar features to Adobe's Photoshop CS3, it is not intended for professional use³ and is perfectly suited in serving the needs of an amateur photographer for routine image manipulation. To illustrate GIMP's capabilities, I have selected the highly clashed F-101c variety of the 1837 no stars large date Liberty Seated dime. Coin images are provided courtesy of Gerry Fortin's on-line *Definitive Resource for Liberty Seated Dime Variety Collectors*⁴.

The basic principle behind digital graphic study of die clashes is to create a composite image consisting of two layers; one for the obverse and one for the reverse. Additional layers can be used to remove the non-coin portion of an image (if necessary) through masking, the description of which is beyond the scope of this article.

The GIMP designer's workbench consists of three main windows: an Image Palette, a Toolbox, and Layers Pane. The Layers Pane provides a slider widget for controlling opacity between 0 and 100. Opacity at the 100 level renders the top layer completely opaque such that none of the background layer can be seen whereas zero (0) opacity makes the top layer completely invisible rendering full view of the bottom or background layer.

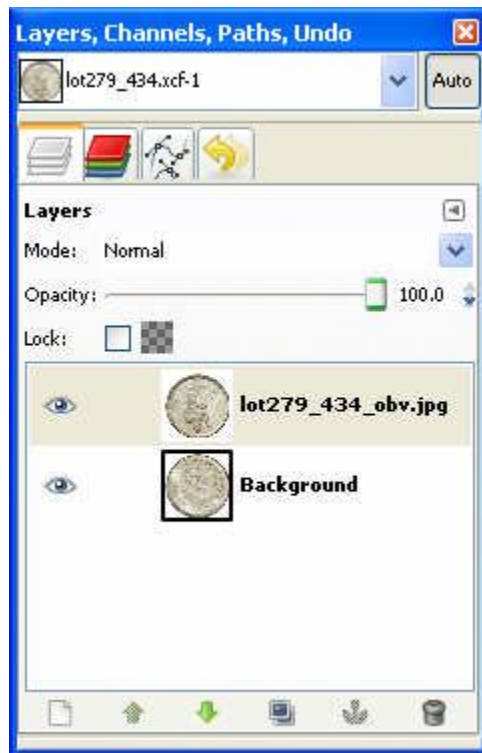
The two screen shots at the top of the next page illustrate the Layers Pane at the 100 opacity level and the resulting image. Note that the mirror image of the obverse has been inverted as it would strike a normally oriented reverse die looking from the top down.

¹ <http://www.seateddimevarieties.com/48-E-GobrechtVolume5,Issue2.pdf>

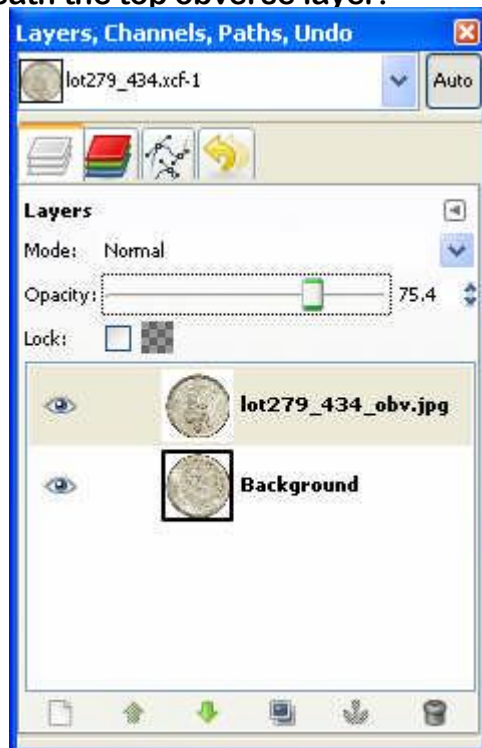
² <http://www.gimp.org/>

³ <http://www.labnol.org/internet/pictures/adobe-photoshop-vs-gimp-for-serious-photographers/920/>

⁴ http://www.seateddimevarieties.com/date_mintmark/1837_101cpage.htm

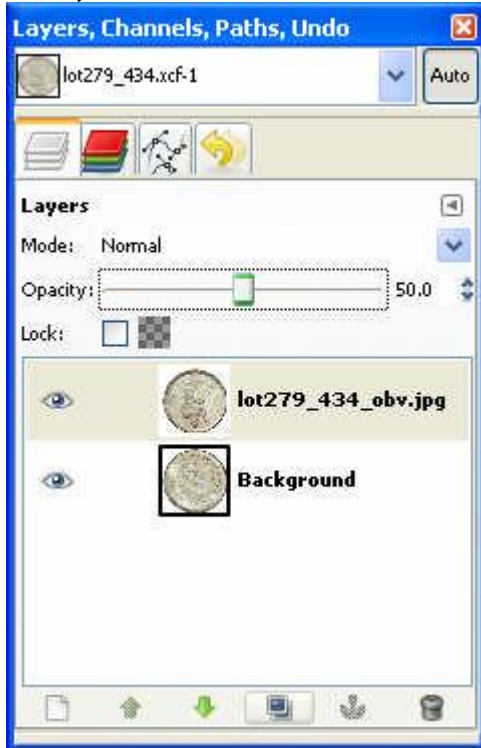


At the 75 level of opacity, 25 percent of the background layer can be seen through the top layer. The following two screen shots illustrate how the reverse die is partially seen underneath the top obverse layer.

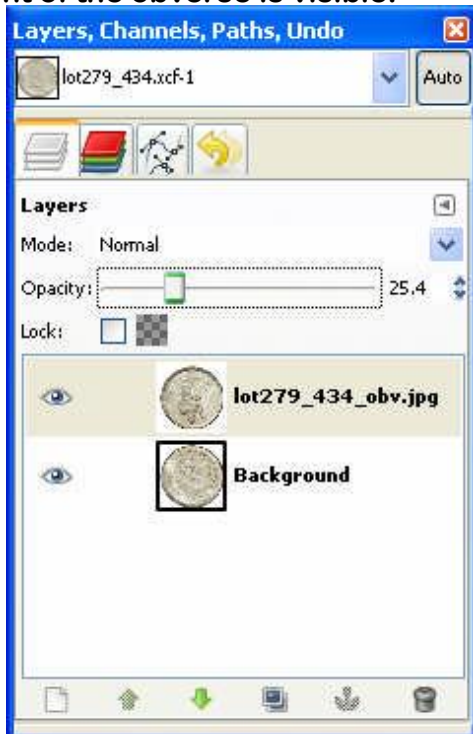




At the 50 level of opacity, the obverse and reverse images are presented with equal level of detail; neither dominates the other.

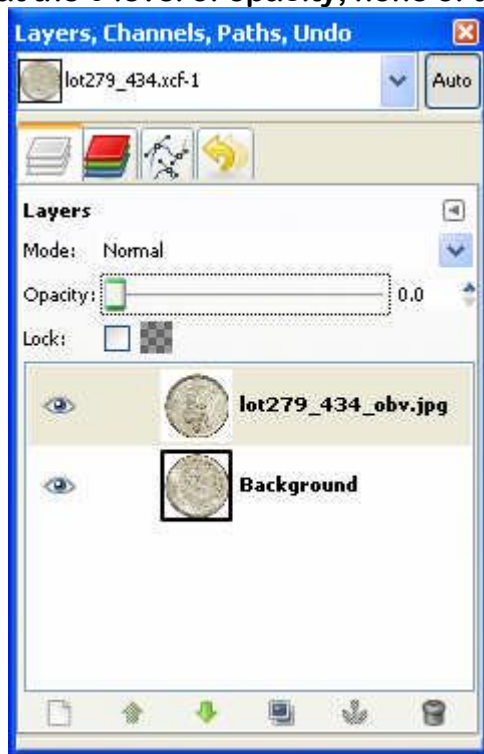


At the 25 level of opacity, 75 percent of the background layer can be seen through the top layer. Here, the background or reverse image dominates the composite and only 25 percent of the obverse is visible.



(Continued from page 11)

Finally, at the 0 level of opacity, none of the top or obverse layer can be seen.



In presenting a study of die clashes the challenge is to select the most suitable level of opacity that best illustrates the die pairing through a singular composite image. Unfortunately, and for many cases, a single image is a woefully inadequate form of visual expression. While the user of the imaging software can move the opacity slider control back and forth to view varying degrees of transparency, everyone else must settle for a frozen snapshot. The richness of experience in visualizing full obverse, full reverse and every level of transparency in between has not been available to the print medium.

If there were a way to dynamically capture what the graphic analyst sees through changing the opacity controls from 0 through 100, then it could be shared. Fortunately, two technologies have been found to fulfill this desire; the AVI format and screen capture.

“Audio Video Interleave, known by its acronym AVI, is a multimedia container format introduced by Microsoft in November 1992 as part of its Video for Windows technology. AVI files can contain both audio and video data in a file container that allows synchronous audio-with-video playback. Like the DVD video format, AVI files support multiple streaming audio and video, although these features are seldom used”⁵.

(Continued on page 13)

⁵ http://en.wikipedia.org/wiki/Audio_Video_Interleave



(Continued from page 12)

CamStudio⁶ is a screen capture tool for recording all screen and audio activity on your computer and creates industry-standard AVI video files. The software is freely available and is highly configurable for a wide range of uses.

The combination of CamStudio and GIMP has enabled me to produce a stand-alone video that can be shared via email or posted to a web-site. In fact, a CamStudio video has recently been included with the 1837 LD F-101c variety write-up in the ***Definitive Resource for Liberty Seated Dime Variety Collectors***. A similar video for the 1891-O F-106a variety has also been provided.

In the case of the 1891-O F-106a⁷ variety, the GIMP software, with the aid of its image rotation tool, permitted me to conclude that the obverse and reverse dies were misaligned by 8 degrees as struck. Even though the coin images had been originally posted in proper alignment, I suspected a rotation when die features failed to line up. GIMP allowed me to establish the precise degree of rotation required to affect a best fit of the dies' devices. The evidence indicates that digital imaging software can now be used to verify die rotation within 1 to 2 degrees whenever die clashes are evident.

I hope that the introduction of these videos sustains numismatic interest in die clashes and fosters continued development of new and inventive methods for their study.

⁶ <http://camstudio.org/>

⁷ http://www.seateddimevarieties.com/date_mintmark/1891o_106apage.htm

Reviewing the Reviewer

by Dennis Fortier, LSCC #2016

In the December 2009 issue of *The Numismatist*, a review was written on Bill Bugert's new book *A Register of Liberty Seated Half Dollar varieties, Volume I, San Francisco Branch Mint*. The old line from Dragnet comes to mind concerning this review, "just the facts ma'am."

The review could have been written by an accountant (no offense to accountants). It was hardly inspiring and did not do justice to this ground breaking work. Bill Bugert's almost 40 years of research and study of Liberty Seated Half Dollars wonderfully displayed in this first of a planned series will I believe bring Liberty Seated Half Dollar collecting into the same realm that Overton did with Bust

Halves (collecting by die marriage). Though intended for the advanced collector of Liberty Seated Half Dollars this Register with it's 1,400 exquisite close-up photographs make it easy for even a novice to collect "S" mint Seated Halves like and expert.

The review in *The Numismatist* was so bland it robbed the hobby of a good chance to attract new collectors to this challenging and rewarding series. Perhaps if *The Numismatist* is so bereft of qualified reviewers they should enlist other well known collectors of the series in question to do a proper job of reviewing.



The 1849 Dramatically Doubled Date Half Dollar . . . And The Same Error in Two Other Denominations By Rich Uhrich, LSCC #968

I've always been intrigued by the 1849 Dramatically Doubled Date Half Dollar ever since I first saw it in *The Complete Guide to Liberty Seated Half Dollars*, by Randy Wiley and Bill Bugert, published in 1993. Wiley and Bugert designate this coin as WB-102 and list its overall rarity as R6 (13 to 30 known). The original date was punched too far left, and much of it was effaced on the dies when the second date was punched in the proper position. Therefore, on the coin we can see remnants of the bottoms of each of the 4 digits of the original date, to the left of the second date. There is also a remnant of a "9" in the rock above the "49", and also the loop of a "9" in the denticles below the date. I always thought this was an unusual-looking variety and I purchased a VG coin from Jim O'Donnell at the 2000 ANA in Philadelphia.

I attended the 2005 EAC Convention in Annapolis, MD and I was studying an N-1 1847 Large Cent. This large cent has a doubled date with the original date to the left and the bottoms of all 4 digits clear. Sounds familiar! I immediately recognized that this was the same error as the 1849 Dramatically Doubled Date Half Dollar, so I immediately purchased the coin from its owner, Doug Bird. According to Bob Grellman in *The Die Varieties of United States Large Cents 1840 - 1857*, the 1847 N-1 is an R2 variety. Subsequent research through the Grellman book resulted in identifying the 1846 N-4 (R1) and the 1848 N-4 (R4) as other examples of this error.

I didn't think further about this connection until a few years later when I studied an 1848 Doubled Date Quarter that came in with a collection I purchased. This quarter has a doubled date with the original date to the left and the bottoms of all 4 digits clear. And it was obvious that this was the exact same error as occurred on as the 1849 Dramatically Doubled Date Half Dollar and the N-1 1847 Large Cent. According to Larry Briggs in *The Comprehensive Encyclopedia of United States Liberty Seated Quarters*, published in 1991, the 1848 Doubled Date is scarcer than the other variety for the year.

In summary, coins with a doubled date with the original date to the left and the bottoms of all 4 digits clear were minted for three different denominations in four consecutive years, with a total of 5 such coins:

- 1846 N-4 Large Cent (no photo)



1847 N-1 Large Cent

- 1848 N-4 Large Cent (no photo)



1848 Doubled Date Quarter



1849 Dramatically Doubled Date Half Dollar



New Half Dollar Die Rotation Reported

By Jason Feldman, LSCC #2003

In response to my article in the *Gobrecht Journal* Issue #106 (Rotated Reverse Coins from the New Orleans Branch Mint), I received an email of a low grade 1854-O half dollar with a 30 degree rotation. I received permission to share this coin in an *E-Gobrecht* announcement for the benefit of the readers.

The coin's owner reported: I found your article quite interesting in *The Gobrecht Journal*. Coincidentally, I had just purchased a rotated reverse 1854-O Half Dollar about two weeks before at a small local auction and then I noticed that you don't have it listed. It's rotated approximately 30 degrees clockwise (I don't have a device to measure it accurately) and grades a G6. Perhaps this has now been reported since new articles tend to bring things out of the woodwork.

Subscriber Correspondence

From **Charles Sullivan**: During the 19th century many pranksters toyed with U.S. coins and tossed them back into circulation, with the most famous examples being "potty" dollars (just ask Jimmy Long) and large cents with the "E" in "CENT" pornographically changed. Is it possible Frank Spadone's discovery piece is a one-of-a-kind prank? It looks too perfect to be a collar shift. Is it possible someone from 150 years ago might be pulling your chain?

From **Michael Luck**: Regarding large files being sent over the internet, I never have a problem with yahoo mail; everything always goes through. Tell your email subscribers that if they go on yahoo.com they can sign up for a free email service and never have problems again. aol.com and hotmail.com are always problems; they are crappy email systems.

Your *E-Gobrecht* was, as usual, really informative and truly fun to read; exciting this month with the usual great news and market updates and especially the new *Gobrecht Dollar* book review with great photos of the pages. I have seen many announcements and reports of this book but as usual the *E-Gobrecht* is the most thorough with many pages of this book.

E-Gobrecht Large File Rejections

By Bill Bugert, Editor, *E-Gobrecht*

Periodically, the file size of the *E-Gobrecht* is too large to pass through some readers' internet service providers when emailed; in that case, the email is rejected without delivery. Please note that an *E-Gobrecht* is sent out on or about the first of the every month. If you don't receive the *E-Gobrecht*, it is likely that your ISP rejected it. In that case, check Gerry Fortin's website for the most current and all past issues at:

<http://www.seateddimevarieties.com/LSCC.htm>



Advertisements

Rare Coins for Sale: Since 1979, David Lawrence Rare Coins has specialized in Seated and Barber coinage for collectors. Please visit our web site for 6,000+ offerings of U.S. & World coins, currency, and stamps for sale and auction. We are also interested in buying or selling your coins at auction. <http://www.davidlawrence.com> or phone 1-800-776-0560, members: PNG, ANA (life), FUN, CSNS

Seated and Bust Coinage for Sale: Rich Uhrich Rare U. S. Coins Inc. specializes in Bust and Seated silver coins, especially scarce and rare dates and varieties. His website www.richuhrichcoins.com lists his complete inventory, has pictures of coins over \$100, and is updated frequently. He offers a newsletter which notifies you when significant new purchases are available, offers his take on the coin market in general as well as Bust and Seated silver, and has a trivia contest for which the prize is an Uncirculated American Silver Eagle. He also actively services want lists. He is an authorized PCGS and NGC dealer and a member of ANA, LSCC, EAC, and JRCS. Contact him at richuhrichcoins@comcast.net, 717-533-2935 or 717-579-8238.

Liberty Seated Quarter Cuds & Rotated Dies Wanted: Other U.S. series of interest as well. Please reply directly to Paul Kluth @ pcmdmp@msn.com or to the e-mail address of the *E-Gobrecht* newsletter.

Rotated Reverse Seated Dimes Wanted: I am looking for rotated reverse Liberty Seated dimes. Any interested parties can email Jason Feldman at jason@seated.org

Wanted to Buy: Nice, problem-free bust and seated material. We specialize in af-

fordable collector coins. Puro's Coins and Jewelry, web: www.vtcoins.com, email: puro@vtcoins.com, phone: 1-800-655-1327.

Seated Dime Die Varieties Wanted: I am paying high prices for Seated Dimes with major cuds, die cracks, and rotated reverses. Contact David Thomas at davethomas333@hotmail.com or 1-949-929-2830.

New Half Dollar Book for Sale: I have a new book which details all known San Francisco Branch Mint LS Half Dollar die marriages (228) with narratives, photos of diagnostics, rarity ratings, background information, etc. and includes nearly 1,400 photographs. Written with Special Edits by and Consultations with Randy Wiley, this book is a large 313 pages in 8.5 by 11 inch size, is printed on high quality 100# anthem gloss paper, and is available in 3-hole punched format (ready for your binder) or plastic comb binding format. Copies are available now for \$45 plus \$5 postage for U.S. delivery (Specify which format you desire) directly from me at Bill Bugert, 1230 Red Rock Road, Gettysburg, PA 17325 (717) 337-0229.





Liberty Seated Collectors Club

Contact Information:

**President and
Editor, *Gobrecht Journal***

John McCloskey
John.McCloskey@notes.udayton.edu

**Vice President and
Editor, *E-Gobrecht***

Bill Bugert
(717) 337-0229
P.O. Box 3761
Gettysburg, PA 17325
wb8cpy@arrl.net

Secretary / Treasurer

Leonard Augsburger
(847) 816-1649
P.O. Box 6114
Vernon Hills, IL 60061
leonard_augsburger@hotmail.com

LSCC website:
<http://www.lscweb.org>

LSCC

To encourage, promote, and dispense numismatic knowledge of the Liberty Seated coins; to cultivate fraternal relations among its members and all those interested in the science of numismatics.

LSCC Membership Information. Dues are still \$20 per year and include three issues of the *Gobrecht Journal*, an award winning numismatic publication. To join the Liberty Seated Collectors Club, for *Gobrecht Journal* mailing address changes, or for other membership questions, correspond with the LSCC Secretary.

Articles, comments, or advertisements for publication in the *Gobrecht Journal* may be addressed to the LSCC President.

Information, input, comments, or suggestions for improvements to this *E-Gobrecht* are actively solicited from anyone and may be sent to the Editor, *E-Gobrecht*.

To be added or removed from the *E-Gobrecht* mailing list, send an email message with the words "Subscribe/Unsubscribe" in the subject line of the message to: wb8cpy@arrl.net.

Wanted: Material for this newsletter!

Please consider submitting something for print. It need not be elaborate; it can be something as simple as a short note on your favorite variety, neat find, nice cherry pick, happenings at a coin show, rare Liberty Seated coinage coming up for auction, etc. If you are interested in it, rest assured, others will be too! Sharing information is a goal of this newsletter and you need not be an experienced or famous writer to submit something. This is a continuing plea.

*The *E-Gobrecht* is not copyrighted; use its content freely but please be sure to quote the *E-Gobrecht* and the Liberty Seated Collectors Club.*

Mark your calendar !

- LSCC Regional meeting, FUN Show, Orange County Convention Center, Friday, January 8, 2010, 9 AM, check show program for room number.
- LSCC Regional meeting, Baltimore Coin and Collectibles Expo, Baltimore Convention Center, Friday, March 5, 2010 at 9 AM, Room 321.
- Next issue of the *Gobrecht Journal*, postal mailed in March 2010.