



# The E-Gobrecht

## Liberty Seated Collectors Club

2014 Volume 10, Issue 1

January 2014 (Whole # 108)

## Big Event this Month! FUN Regional LSCC Meeting

The Liberty Seated Collectors Club offers a fun filled jam-packed agenda for the regional meeting at the upcoming Florida United Numismatists Convention. Gerry Fortin and Jason Feldman will host the event on January 10, 2014 which kicks off at 8:30 AM, a half hour earlier than most regional meetings.

Gerry details the event's schedule in the Regional News column of this month's issue on page 6 but it is worth mentioning a few items of particular interest including:

- Update of transition activities to the new LSCC leadership
- Call for nominations for club officers
- Introduction of the LSCC Historian and LSCC Membership Chairman
- Discussion of a new effort between the LSCC, CAC, and NGC
- Grading Program by CAC grader Bill Shamhart

This meeting promises to be an interesting, lively event. Please mark your calendar to attend.

## The E-Gobrecht celebrates 10 Years!

This month is the commencement of the 10th year of the Liberty Seated Collectors Club's electronic newsletter, *The E-Gobrecht*. I never dreamed it would be this successful when Michael Fey suggested the idea to John McCloskey and I at the 2004 ANA Convention. The entire credit for its success is due to the constant support I've received from the readers who believed in its value to the club.

I want to take this opportunity to thank all of you (too numerous to mention) who took the time and effort to write and contribute to this newsletter. My heartfelt thanks to you all! *[Editor]*

Auction News by Jim Gray	2
Homemade Liberty Seated Dime Board by Dave Lange	2
Staying Focused and Involved are the (KEY'S) by Dennis Fortier	3, 5
The LSCC Collective Volumes: An Indispensable Resource for Liberty Seated Collectors by Gerry Fortin	4-5
Regional News by Gerry Fortin	6
Upcoming Events	6
The Curious Collector by Len Augsburg	7
Quarter of the Month by Greg Johnson	8
Liberty Seated Dime Rotated Reverses Offer A Great Collecting Challenge by Dale Miller	9-13
FUN Announcement By Dave Perkins	13
The Use of Seated Imagery in Numismatics by Garry Herrman	13
What are Your Thoughts? by Paul Kluth	14
Free Advertising	15
1876 Carson City F-108b Liberty Seated Dime Attribution Correction by Gerry Fortin	16-17

The *E-Gobrecht* is an award winning informal electronic publication of the Liberty Seated Collectors Club (LSCC). The LSCC is a non-profit organization dedicated to the attributions of the Liberty Seated Coin series. The LSCC provides the information contained in this email newsletter from various sources free of charge as a general service to the membership and others with this numismatic interest. You do not have to be a LSCC member to benefit from this newsletter; subscription to the *E-Gobrecht* is available to anyone. All disclaimers are in effect as the completeness and/or accuracy of the information contained herein cannot be completely verified. Contact information is included at on the last page.



## Auction News

by Jim Gray, LSCC #664

The **Heritage** Houston Sale contained an 1838-O half dime graded XF40 that sold for \$2,350 and an 1844-O was worth \$764 in VF30. 1853-O NA pieces in VF25 and VF35 hammered for \$1,087 and \$1,586.

Two 1842-O dimes sold for \$2,585 and \$441 in grades of AU58 and XF45. An 1844 in VF20 sold for \$499 and a VF30 1845-O hit \$411. A nice XF45 1860-O was worth \$5,581 and a VF35 1873-CC cost \$9,694.

A splendid 1842-O SD quarter in AU58 and perhaps the best around soared to \$32,900. A blue toned 1847-O graded AU55 hit \$5,581 and an XF40 1857-S eked out \$940.


An 1842 SD half dollar and a beauty was worth \$7,050 in MS64. A G6 1870-CC still cost \$1,763.

Dollars featured an AU58 1856 that sold for \$4,113. A MS61 1872-CC dollar with lovely toning rang the bell for \$30,550 and a AU50 duplicate sold for half the amount at \$15,275.

## Homemade Liberty Seated Dime Board

by Dave Lange, LSCC #488

I recently purchased on eBay a handcrafted, wooden coin album for Liberty Seated Dimes. The seller had one for Roosevelt Dimes, too, but this went way over my budget. Why this Liberty Seated album sold at opening bid is anyone's guess, as I would have thought that it was more desirable. I'm attaching the seller's photos, which may be of interest to readers.





## Staying Focused and Involved are the (KEY'S) by Dennis Fortier, LSCC #2016

I like all Seated coinage series. I also like Bust, Colonials, the Twentieth Century renaissance in coinage and gold too. It's easy to get distracted when you see a coin you like. I have heard other collectors comment on Liberty Seated coinage saying *"it's too tough,"* or *"if I can't afford high grade coins I don't want to get into that series."* I know many collectors who buy whatever crosses their path. They're all over the map with just a pile of stuff. Or they complete a set of say, Morgan's, get bored with it and sell only to begin again.

Recently, I had the opportunity to purchase a key date coin I had not planned on and wasn't in the market for. My attention was focused on other issues. With just four coins for this key date in PCGS holders that I could afford, I jumped on it. When opportunity tunes you have to answer. Acquiring this key date caused me to reflect on how far my collection has come over the last eight years. I'm closing in on a personnel mile marker. In 2004, the LSCC did a census on Liberty Seated Half collections and I was surprised to find there were only seventeen collections reported with between 100 and 250 Liberty Seated Halves.

Because of budget constraints, I've had to pass on many coins from other series and denominations saying on multiple occasions, *"I have to stay focused or I won't get anywhere with my Seated Half collection."* So after eight years what have I accomplished with this single minded focused approach? I went through my records and found a fair amount of consistency. I've acquired between 8 and 15 Liberty Seated Halves per year for an average of approximately 11 per year with 3 or 4 per year being better dates or well recognized rare varieties.

Below I have a year by year breakdown that I believe shows by staying focused you can over time build a collection in a difficult series like Liberty Seated Half Dollars.

Year	Total Liberty Seated Half Dollars Purchased	Better Dates/Varieties
2006	14	1840(O) Medium Letters, 1856-S, 1857-S
2007	11	1866-S NM, 1874 Large over Small Arrows
2008	9	1844-O DDD***, 1852-O, 1872-CC
2009	8	1849DDD***, 1870-CC, 1873-S, 1878-CC
2010	9	(2) 1841-O BBDC* 1 <sup>st</sup> Marriage and Re-marriage, 1873-CC NA, 1873-CC WA
2011	11	1874-CC RRT**, 1875-CC, 1875-S Micro S
2012	15	1839 ND, 1846 TD, 1850-O, 1858-S, 1876-CC
2013	14	1855-S, 1868 WB-101, 1868 WB-102, 1871-CC, 1876 WB-106 (Large over Small date)

Results: 91 Liberty Seated Halves

Varieties: 1839 ND, 1840(O) Med Letters, 1841-O BBDC\* 1<sup>st</sup> marriage, 1841-O BBDC\* Re-marriage, 1844-O DDD\*\*\*, 1846 TD, 1849 DDD\*\*\*, 1868 WB-102, 1874 Large Arrows over Sm, 1875-S Micro S, 1876 WB-106 (Large date over Sm)

(Continued on page 5)



## **The LSCC Collective Volumes: An Indispensable Resource for Liberty Seated Collectors by Gerry Fortin, LSCC #1054**

Starting the Rare American Coins business required learning all Liberty Seated denominations and important varieties. Though there are excellent books on some of the individual series including Bill Bugert's Liberty Seated Half Dollar Registers and Larry Brigg's Liberty Seated Quarter Encyclopedia, reading through these tomes requires considerable patience and attention span. After several attempts, I realized that these books are better employed during actual attribution projects rather than as a study tool.

I was still left with the challenge of acquiring working Liberty Seated coinage knowledge outside of Liberty Seated dimes that could be immediately be utilized at a coin shop or on eBay. After more reflection, I visited my numismatic library and realized that the Liberty Seated Collectors Club Collective Volumes of *Gobrecht Journals* were the likely solution to a Liberty Seated coinage crash course. This approach was immediately tested by pulling Collective Volumes 1, 2 and 3 and placing by my bedside with the intention of a fast pace Liberty Seated quarter education. I chose the first three Collective Volumes since they predated my LSCC membership which started during 1989. For a week, I allocated an hour or two before sleep to read all of the Liberty Seated quarter articles in the three Collective Volumes and realized that these books were the solution. I would like to summarize, in this article, the learning opportunity that the Collective Volumes present to novice and not so novice collectors of Liberty Seated Coinage; the emphasis will be on Liberty Seated quarters.

### **Collective Volume 1 – CV1**

CV1 captures the early days of the Liberty Seated Collectors Club starting with the first *Gobrecht Journal* issue published in November 1974. Kam Ahwash was the first LSCC president during the 1974 timeframe but soon turned the presidency over to John McCloskey due to a growing coin dealing business. Liberty Seated coinage collecting was in a formative stage with many discoveries and the need to document and share new insights. For Liberty Seated quarters, authors were beginning to define

date rarities within the series through a tiered rarity scale. Key date rarities were debated including the 1842 Small Date, 1849-O, 1873-CC Without and With Arrows with authors providing their individual observation from coin shop, coin show and dealer price list observations (remember there was no internet at this time). Individual date variety study and publishing was at its infancy in CV1 but John McCloskey was publishing reeding studies and 1876-CC and 1877-CC Type I and II reverse hub analysis.

I found the CV1 reading to be a strong foundation for what was to come in CV2 and CV3.

### **Collective Volume 2 – CV2**

CV2 covers the *Gobrecht Journal* issues from November 1980 through July 1985. Club member research is becoming more specialized at the date level though many articles still focus on rarity plateaus and which dates belong at designated rarity levels. Individual date rarities are becoming more realistic as the knowledge spectrum across the club increases. I found individual date striking characteristics or die varieties analysis to be more comprehensive and informative than in CV1. For Liberty Seated quarters, John McCloskey, Larry Briggs, Harry Smith, Bill Cregan, and Roy Ash dominated as authors concerning individual date articles. Much knowledge was quickly extracted from these articles and the time spent with CV2 was quite rewarding.

### **Collective Volume 3 – CV3**

I found CV3 to be the most useful of the first three LSCC Collective Volumes. CV3 contained *Gobrecht Journal* articles published from November 1985 through July 1990 and introduces a new club tool; individual denomination population surveys from club members. Roy Ash published the Liberty Seated quarter survey reports during 1987 with follow on analysis. The surveys aided club members with verification of rarities and potential underrated dates. From a 2013 hindsight, the population surveys remain as one of the more useful tools only to be surpassed by TPG population reports. Remember that

(Continued on page 5)





(Continued from page 3)

Better Dates: 1850-O, 1852-O, 1855-S, 1856-S, 1857-S, 1858-S, 1868 WB-101, 1873-S  
Carson City: 1870-CC, 1871-CC, 1872-CC, 1873-CC NA, 1873-CC WA, 1874-CC RRT\*\*,  
1875-CC, 1876-CC, 1878-CC

\* BBDC (Baseball Die Crack)

\*\* RRT (Railroad Track Reverse)

\*\*\* DDD (Dramatic Double Date)

This detailed list doesn't include many lesser known R-5, R-6, and R-7 die marriages I been fortunate to acquire over the years. Another aspect of focus is your collecting philosophy. Everyone has their own goals; currently mine center around better dates, varieties, and rare die marriages. Early on I recognized certain underrated dates like the 1873-S and concentrated on them. About five years ago I decided to work on a Carson City short set. I'm down to just one common date left to complete the set. Ordinarily, many collectors would be Jonas's to finish something they have been working on for five years. Liberty Seated collectors however, know that when something comes along that may not come along again for a couple of years you just have to be flexible enough to recognize the opportunity to fill a big hole and put the completion of a five year project on hold.

A big part of the success I have enjoyed in building my Liberty Seated Half Dollar set thus far is due to networking and the guidance I've gotten from other LSCC members. In representing the club at New England coin shows (setting up a club table or holding a regional meeting), I get a dealers badge and can shop before the public gets in. It is a great opportunity for me as a collector to enhance my collection and at the same time help change the mindset that seated coinage is "too tough."

Sure it's tough. If it weren't there would be no challenge. If there were no challenge there would be no sense of accomplishment. We could complete a set and get bored with it. That can hardly happen with Liberty Seated coinage. The commitment required to build a collection of seated coinage is vast, may be even lifelong, but it is possible on just about every budget. It all goes back to focus.

I know for many of you I'm preaching to the choir, but for newer collectors of Liberty Seated coinage and members who may have recently joined the LSCC the feeling of climbing this huge mountain can be defeating. Fortunately, we have the passionate and encouraging members of our club and all the many recourses the club offers to make building a collection not only possible but enjoyable. It's important to stay connected with other members of the club and get involved. Many of the opportunities that have come my way came from my involvement with the club. Perhaps that's something for you to consider while you work on your collection.

(Continued from page 4)

the TPGs came into existence in the 1986 timeframe and it would take years to build meaningful population databases. In CV3, more in depth variety analysis is conducted and reported. The 1873-CC No Arrows quarter is analyzed in detail by Larry Briggs along with 1875-S varieties and a preliminary emission sequence.

In summary, the week long trip back through the Liberty Seated Collectors Club first fifteen years of publishing was great reading and allowed for a rapid assimilation of key Seated quarter facts and opinions. I would recommend that new Seated coinage collectors consider the Collective Volumes as an important study instrument in their numismatic library. Hopefully in the coming years, the LSCC will be able to move CV content to the internet to enable a wider range of collectors to participate in our club's formative years.



## Regional News

### by Gerry Fortin, LSCC #1054

This regional news edition is being written from Florida and I am so pleased to have escaped this year's difficult Maine winter. With multiple pre-Christmas ice and snow storms, it seemed that an early case of cabin fever was setting in but Florida sunshine and warm temperatures are an excellent cure for body and soul.

The Winter FUN show regional meeting is just around the corner and takes place on January 10 at the Orlando County Convention Center, Room W232B. **Please note the meeting start time will be 8:30 AM this year only** due to a substantial agenda resulting from club transition activities. The Officer Transition Committee will provide an update including a call for 2014-2015 officer nominations. Brian Greer will share the Transition Committee's officer nominations as first step in the new officer selection process. LSCC Club Historian and New Member Chairman introductions will also be made followed by an exciting 2014 CAC/NGC cooperation

review by Greg Shishmanian. After club transition and new program discussions, the best is saved for last; the FUN meeting will close with a numismatic presentation by CAC grader Bill Shamhart.

Only a few weeks after FUN, the LSCC holds its after hours Rock Bottom Brewery regional meeting at the Long Beach show on January 30, 7:00 PM. Brian Cushing will host this session and hopes club members will attend for a fun evening of numismatic camaraderie. In early February, the LSCC will once again attend the New Hampshire Coin Expo in Manchester, NH and holds a joint regional meeting with the BCCS on February 15, 1:00 PM. More on this event and future LSCC regional meetings will be discussed in the February *E-Gobrecht*.

Though the LSCC regional meeting schedule will be robust during 2014, we still wish to grow our presence at the smaller regional shows outside of the East Coast. If you have an interest in hosting an LSCC meeting in your area, please do not hesitate to contact me for support and ideas.

## LSCC Calendar

January 10, 2014, **LSCC regional meeting**, Florida United Numismatists Convention, Orange County Convention Center, 9800 International Drive, Hall E, West Concourse, Orlando, FL. Regional meeting at **8:30 AM**, Friday, Room W232B. Note the earlier meeting start time!

January 30, 2014, **LSCC regional meeting**, Long Beach Coin, Currency, Stamp & Sports Collectible Show, Long Beach, CA. Regional meeting Thursday at **7 PM** at the Rock Bottom Brewery.

February 15, 2014, **LSCC regional meeting**, New Hampshire Coin Expo, Manchester, NH. Additional details will be forthcoming in next month's *E-Gobrecht* issue.



## The Curious Collector

by Len Augsburger, LSCC #1271

### Tired of 1913 Liberty Nickels

Lately it seems that 1913 Liberty nickels can't get out of the news. The "Hawaii Five-O" specimen will make yet another

auction appearance at the FUN show in January, after being sold only three years ago at the 2010 FUN show (see images below). The Walton coin sold at the Central States show in April. Not to be outdone, the ANA will exhibit their 1913, the Bebe specimen, at the FUN show in January. There are only two other coins - the Smithsonian holds the Norweb coin, while the Eliasberg specimen last traded in 2007 for a reported \$5M.

The Eliasberg coin was the first coin to auction for over a million dollars - I remember at the time (1996) that an audio recording of the event was circulating on the Internet, via the [rec.collecting.coins](http://rec.collecting.coins) Usenet group. I had never been to a coin auction, or ever met Q. David Bowers in person - so it was fascinating to hear Dave call the action for the 1913 nickel. There was a brief pause when the million dollar mark was reached. Dave announced the significance of the event, and then added, "We're not stopping there!" Jay Parino of Kansas City took the winning bid at \$1.485M.

Steve Roach, *Coin World* editor, indicated to me that the Central States sale of the Walton coin by Heritage in April, 2013 was picked up by over a thousand media outlets. When a 1913 talks, the public listens. The coin has *mindshare*. Of course, the auction companies are more than happy to flip them at an ever-increasing pace. Who wouldn't want their auction firm named in all the media coverage? But for whatever reason, I can't get excited about them anymore - I've seen the coin way too often on exhibit or in an auction venue. The story of the coin has been told a million times, and the latest sale merely adds another name to the pedigree.

In contrast, the Liberty Seated series still offers things you haven't ever seen. In November, I

was shown an 1872-CC quarter in a PCGS AU53 holder. A lovely original coin. I had never seen anything like it. Everyone of course knew about the Battle Born sold at the 2012 ANA - an MS62 coin which went for a bargain price (a deceiving number, as the winning bidder likely would have gone higher had an aggressive under-bidder materialized). But the AU coin - to a collector trying to put together an AU/MS set of quarters, this is an amazing find. Like the five 1913 nickels, there might possibly be five choice AU 1872-CC quarters out there - but it's close. And they sure don't appear nearly as often, and their owners are not letting them go. I recall seeing only one other coin at that grade level, which was bright white with heavy hairlines. Sadly, the coin seen at Baltimore was already sold into a high grade collection of Liberty Seated quarters (congrats to the new owner, and thanks for showing the coin to me). It won't ever be priced like an 1913 nickel, but in my mind it will demand just as much attention.



Images courtesy of Heritage Auctions



## Quarter of the Month

by Greg Johnson, LSCC #1460

Those who look for cuds on Liberty Seated Quarters are usually familiar with the 1856 reverse cud shown in Figure 1 (below left). Despite being unlisted in Larry Briggs' Quarter reference and not appearing in the

*Gobrecht Journal* thus far, it is fairly available in lower grades and can be found with patience. It is easy to think of such coins as the last struck from their particular die; to speculate that mint workers saw coins with cuds coming off the presses and changed to a newer die. It seems, though, that at least in some cases the practice at the United States

mints in the mid-1800's was to keep striking coins until the dies literally fell apart. The coin in Figure 2 (below right) was struck from the same reverse die as the coin in Figure 1, but in what must have been a terminal die state. The coin in Figure 2 was purchased by dealer Rich Uhrich at the November Whitman show in Baltimore and was last seen in his inventory. Both coins are dated 1856.



Figure 1. 1856 Quarter, cud reverse



Figure 2. 1856 Quarter, cud reverse

---

**Note from Tom DeLorey on last month's Quarter of the Month column:** Apropos Greg Johnson's two 1854 quarters, I would categorize both as retained cuds, with the affected die steel in question held between the bulk of the lower (reverse) die and the collar. Though I have never seen it happen, it is not impossible that the loosened piece of die steel might have traveled up and down in the constrained area between the die and the collar, producing retained cuds of varying elevation above the field.

Another possible explanation is that on the more circulated specimen, the highest part of the retained cud above the field simply wore smooth, taking on the appearance of a missing die chip cud rather than a displaced die chip retained cud.





## Liberty Seated Dime Rotated Reverses Offer A Great Collecting Challenge by Dale Miller, LSCC #2174



I've been interested in rotated reverses longer than I've been interested in Liberty Seated dimes. Ever since my fellow collector friend Fred Pick sold me a beautiful 1854 large cent in XF with about 80 degrees rotation, I've collected rotated reverses across several denominations and time frames.

Unlike other variety types, such as repunched dates, shattered dies, or misplaced dates, rotated reverses are easy to detect on coins in hand, even without a loupe. They can be located at coin shows and coin shops. However, cherry-picking rotated reverses is difficult because their high visibility makes it likely that the rotated reverse will be identified prior to sale. Cherry-picking rotated reverses online is virtually impossible because of separate photography of the obverse and reverse, unless the coin is in some kind of holder.

Collecting Liberty Seated dime rotated reverses offers a particularly interesting challenge since a good number of rotated reverse varieties are known, but many are very difficult to locate. An official Top 25 list of Liberty Seated dime rotated reverses has not yet been issued, but I have a provisional list that I use for my personal collection and could be considered as a formal collecting objective. This list is quite comprehensive in that 25 entries will cover most of the major known Liberty Seated dime rotated reverses.

My list is presented below, including for each item, the date, Fortin variety number, description of rotation, reason for inclusion, and suggested difficulty weightings, which correspond closely to the rarity ratings in the Fortin reference. Gerry Fortin's reference is credited for most of the information in the commentary.

### #1: 1837 Large Date

Variety: F101a, F101b, or F101c

Rotation: Left 23 degrees

Comment: Significant as first year of issue for the series. All F101 business strikes have the same 23 degree left rotation; therefore, they are all eligible, making this the easiest item on this list.

Weight: 2

### #2: 1837 Small Date

Variety: F103a

Rotation: Left 23 degrees

Comment: The small date version is also on the Top 100 list, because of the horizontal reverse die crack, not the rotated reverse. This variety is more difficult than #1, but easy compared to what's coming.

### #3: 1839

Variety: F109

Rotation: Right 12 degrees

Comment: Most 1839 dimes come with rotated reverses, but as the only one with rotation right, rather than left, this is the natural selection. Recently discovered by Gerry Fortin, this variety is thought to be quite scarce.

Weight: 8

(Continued on page 10)



(Continued from page 9)

**#4: 1841**

Variety: F104 or F104a

Rotation: Right 18 degrees

Comment: This variety also includes a repunched date. It is considered easier to locate than the two Top 100 varieties that come immediately before and after it in the Fortin reference.

Weight: 3

**#5: 1845-O**

Variety: F101c

Rotation: Left 25 degrees

Comment: This is a late die state of the large, thick O variety on the Top 100 list.

Weight: 6

**#6: 1849-O Large O**

Variety: F101a

Rotation: Left 52 degrees

Comment: This is the first of 3 1849-O varieties with major rotation, and the only one with the Large O. While all three are scarce, this one is considered the most difficult to locate.

Weight: 8

**#7: 1849-O Small O**

Variety: F103b

Rotation: Left 85 degrees

Comment: This variety is rated as scarce, but I located two nice VG examples online. None have been seen in high grade.

Weight: 6

**#8: 1849-O Small O**

Variety: F104a

Rotation: Left 48 degrees

Comment: Significantly different from #7 on degree of rotation and also on date placement; similar in difficulty to locate.

Weight: 6

**#9: 1850-O Large O**

Variety: F105a

Rotation: Left 45 degrees

Comment: Difficult to locate but has been seen offered recently.

Weight: 9

**#10: 1851**

Variety: F101

Rotation: Left 16 degrees

Comment: This Top 25 list should include accessible examples. This variety can be located with reasonable effort.

Weight: 4

(Continued on page 11)



(Continued from page 10)

**#11: 1853 With Arrows, Unhubbed**

Variety: F104a

Rotation: Right 45 degrees

Comment: Although mintage is high at over 13 million and there are more than seventy varieties to choose from, there are only two known significant rotated reverses for the 1853 date. Both are Philadelphia mint issues. This one is with arrows, unhubbed and the other is with arrows, hubbed.

Weight: 6

**#12: 1853 With Arrows, Hubbed**

Variety: F115

Rotation: Right 32 degrees

Comment: A rarity estimate for this variety was not available, but it seems easier to locate than the unhubbed entry #11 and a lower weight is provided.

Weight: 5

**#13: 1854**

Variety: F105

Rotation: Left 70 degrees

Comment: Large rotation clearly merits inclusion, thought quite scarce.

Weight: 8

**#14: 1854-O**

Variety: F103a

Rotation: Right 65 degrees

Comment: This is last of four New Orleans dates to make this list. This variety has to be rated as very rare since the plate coin with fine details has not been improved upon since its discovery in 2006.

Weight: 9

**#15: 1855**

Variety: 1855

Variety: F105a

Rotation: Right 135 degrees

Comment: One of 2 varieties to make the Ultimate Set specifically as a rotated reverse. It is also considered one of the rarest rotated reverses, with few examples known.

Weight: 9

**#16: 1858**

Variety: F108a

Rotation: Left 45 degrees

Comment: Significant rotation but scarce.

Weight: 8

**#17: 1862-S**

Variety: F102a

Rotation: Right 35 degrees

Comment: Sought after by collectors because the date itself is scarce. Locating the toughest die state of an

(Continued on page 12)



(Continued from page 11)

already scarce date is indeed a challenge, but it's not as tough as some others on this list.

Weight: 7

#18: **1865 Proof**

Variety: F102c

Rotation: 180 degrees

Comment: This variety is special in several ways. It is the only proof on this list and the only one with medal alignment, having a 180 degree rotation. It is also scarce as a date and on the Ultimate Set as a rotated reverse. Only a few examples are known.

Weight: 10

#19: **1875-S Below Bow, Micro S**

Variety: F104

Rotation: Right 18 degrees

Comment: As the only 1875-S with mintmark below the bow with an unfilled micro S, this variety is #65 on the Top 100 list. The rotated reverse aids in attribution of low grade examples and gets it on this list.

Weight: 8

#20: **1875-S, Below Bow, Small S**

Variety: F109

Rotation: Left 50 degrees

Comment: This variety features the small S, rather than the micro S, and is also quite rare.

Weight: 8

#21: **1875-S, Below Bow, Small S**

Variety: F118

Rotation: Left 80 degrees

Comment: Sean Shaughnessy discovered this second small S rotated reverse in 2011. As no other examples have been reported so far, it is also considered rare.

Weight: 8

#22: **1876**

Variety: F117

Rotation: Left 85 degrees

Comment: This entry has an obvious rotation but remains very rare.

Weight: 8

#23: **1876-CC**

Variety: F107a

Rotation: Right 120 degrees

Comment: This variety is an interim die state of the double die obverse, Greer Reverse B die pair. The early die state, F107, is listed as Top 100 #72 and the late die state, F107b, has heavy erosion and strong die cracks, while both have normal die alignment. The interim die state, F107a, features both the double die obverse and major rotation. This variety is very rare, and the plate coin only grades G6.

Weight: 9

(Continued on page 13)





(Continued from page 12)

**#24: 1876-CC**

Variety: F112

Rotation: Right 45 degrees

Comment: This is the second major rotated reverse variety for 1876-CC, the only Carson City date with rotated reverses on this list. It is extremely rare, as only a few examples are known.

Weight: 10

**#25: 1888-S**

Variety: F111a

Rotation: Right 55 degrees

Comment: Jason Feldman's 2013 discovery is the only major rotated reverse during the last 15 years of the Liberty Seated dime series. I recently discovered an 1890 with rotation, but only about 10 degrees.

This collecting challenge is not for people who need immediate gratification. Most of the varieties are rare and few of them are on the Top 100 and Ultimate Set lists already being collected. The Top 25 Rotated Reverse Set is probably a close second in difficulty to the Top 25 Cud Dies among seated dime collecting challenges. It's the kind of challenge that makes coin collecting a lifetime adventure for me.

---

## **FUN Announcement**

**W. David Perkins, Numismatist (LSCC #790)** will have Table #1533 at the 2014 FUN Convention in Orlando, FL. We will have a nice selection of Seated coins for sale from half dimes through dollars, including an exceptionally nice group of Seated half dimes. Half dime highlights include an 1839-O ND V-4, R-6 - (Obv. 4 / Rev. E) in P63 with obverse rim cud, a beautifully toned 1840 ND in P53 CAC, 1845 RPD FS-302 in P45, 1856 in P64+ CAC, an 1861 in P63 and an 1862 in P64. Quarters include an 1877 S / Hor. S in NGC MS62 CAC, ex. Newman-Col. Green and an 1884 in P20 CAC. Half Dollars include an 1842 8 / 8 WB-106 in NGC MS62, ex. Newman-Col. Green and a handsome 1844-O DD in P08 CAC. Also being offered is a beautiful 1876-CC Trade Dollar in P62 CAC, ex. Norweb. We will also have **two cases** of extraordinary Capped Bust half dimes for sale, with rare die marriages, plate coins, late die states and cuds. We are always looking to buy better Seated coins and collections, especially Seated dollars. W. David Perkins, 303-902-5366, [wdperki@attglobal.net](mailto:wdperki@attglobal.net).

---

## **The Use of Seated Imagery in Numismatics** by Garry Herrman

The article entitled "Seated Liberty: Some Comparisons of Seated, Allegorical Figures From Christian Gobrecht's Design To the Present by Mark Benvenuto" in the May 2009 issue of the *E-Gobrecht* served as my inspiration to start a set based on the coins Mark lists in his article. I have expanded on that list somewhat to include any coins, tokens, or medals using seated imagery as their main devices. I have entitled my set, "The Use of Seated Imagery in Numismatics." I have done a lot of research on this set and I think that your readers will enjoy it. My set is posted as a custom set in NGC's Collectors Society at the following link:

<http://coins.www.collectors-society.com/wcm/CoinCustomSetView.aspx?s=13319>



# What are Your Thoughts?

## by Paul Kluth, LSCC #1994

I've been thinking about ways to update the attributions of Liberty Seated Half Dollars in my collection based on Bill Bugert's new books on all the varieties/die marriages. I'm one of those collectors who uses massive Excel spreadsheets to maintain a detailed collection inventory which is especially handy for sorting and filtering data when a specific search for a coin's information is desired.

### **Knowing there are other collectors out there that do this same type of thing or at least maintain manual ledgers, I wanted to ask what other collectors' think?**

The trick here is to list only the most important attribution data, but with enough detail to easily sort/filter in order to find what you are looking for in the future when your memory has forgotten what you've got. Obviously, one doesn't want to have to make frequent trips to the safe deposit box to view the actual coins.

To better explain what I am contemplating, let me provide an example: I have an example of an 1844-O WB-6 late die state with the retained cud as pictured on pages 166-167 of *A Register of Liberty Seated Half Dollar Varieties, Volume III, New Orleans Branch Mint 1840-O to 1853-O NA*.

The most simple attribution of course would be to just list the coin as an 1844-O WB-6, but over time that is not going to be enough to recall what it is (unless of course you have a memory like the late Walter Breen if you know what I mean).

What I'm considering is to identify the above coin this way:

1844-O, WB-6, 4/D (stands for die marriage with the pairing of obverse die #4 with rev die #D), Large O, LDS, with reverse retained cud at ES of States (K-12), R-3.

With this type of attribution I can more easily identify the coin from inventory. Also, as I build upon the number of die marriages, I want to track the specific obverse and reverse dies that I have for each date/mint. Now, should I also use the cross reference to WB-101 what with the new book out? Of course, if this die marriage had other major diagnostics like significant doubling, a repunched date or mint mark, or another progression in the die state, I would want to put that in the description as well. By the way, K-12 is for the clock position of the cud which helps me to jog my visual memory of the location on the coin too. Remember, all this is for use in a printable

worksheet or ledger with somewhat limited space.

For this particular die pairing with the rarer cud die state, I do need to ask Bill if he feels the rarity level is actually higher than an R-3?

**Okay, what do other readers' think? I would like to get your feedback and thoughts, and to share it with everyone else.**

Guess what, I need to do this same type of thing for the other Liberty Seated denominations in my collection too, so you can see both the challenge and goal that one faces?

For further reference, let me share the other data fields I use for keeping important and accurate records:

Item#

Category (personal category breakdown used)

Purchase Date

Year (date of specific coin)

Mint Mark and/or other designation (like NA)

Series/Denomination

Grade

Purchase Price

Adder Costs (i.e., shipping, bid premium, tax, etc.)

Total Price Paid

From Whom Purchased (like company name, auction company/sale name & Lot #, seller id, etc.)

Seller Name (specific name of individual & location, if applicable)

Grading Service ID#

Other Notes

For the data I am asking your thoughts about, I currently use the following data fields:

Brief Description

Attribution (in some cases this could include multiple attributions like Cherrypicker's Guide, Breen, The Cud Book and more)

Die State

Rarity.



## Free Advertisements

**Wanted to Buy.** Collector of Liberty Seated Dollars wants engraved and/or counter-stamped (love tokens) or rotated reverses. All mints, any condition, holed OK. Carl Feldman: carlscoins@gmail.com or (973) 479-9956.

**Buying and Selling Seated Dime Varieties.** Gerry Fortin, Liberty Seated Dime Varieties Web-book author, is buying and selling dime varieties including Top 100, major die cracks and cuds. New discoveries posted in web-book as a courtesy. Consignments and want lists wanted. Over 25 years in hobby with proven integrity and customer service. Other denominations also offered. Web: [www.seateddimevarieties.com](http://www.seateddimevarieties.com) (Rare American Coins - For Sale Lists), Email: wu-ximems@hotmail.com, Cell: 207-329-9957.

Buying PCGS/CAC Top Pop MS and PR  
Seated 25C and 50C  
Will pay retail or above for top eye  
appeal coins that I need for my personal sets.  
[R@nationalcoin.com](mailto:R@nationalcoin.com)

**Dick Osburn Rare Coins** specializes in early U.S. Silver coinage, particularly Liberty Seated and Bust material. Please visit our website [www.dickosburn.com](http://www.dickosburn.com) to view our extensive inventory. If you'd like to buy, sell, trade or consign contact Dick or Brian Cushing at [rare-coins@dickosburn.com](mailto:rare-coins@dickosburn.com) or 703-373-7399.

**Larry Briggs Rare Coins.** New updated website with many photos—check us out at: [www.larrybriggsrarecoins.com](http://www.larrybriggsrarecoins.com)

**David Kahn Rare Coins.** Please check out my website—I have an easy to use website and list many original bust and seated coins with excellent photos. [www.davidkahnrarecoins.com](http://www.davidkahnrarecoins.com)

**1879-1890 Quarters and Halves Wanted to Buy.** I'm looking for Philadelphia mint 1879-1890 quarters and halves, grades 35-45 only. Must be absolutely original, never cleaned or dipped. What do you have? Denis Loring, 561-207-6180, [dwloring@aol.com](mailto:dwloring@aol.com).

**Seated and Bust Coinage for Sale.** Rich Uhrich Rare U. S. Coins Inc. specializes in Bust and Seated silver coins, especially scarce and rare dates and varieties. His website [www.richuhrichcoins.com](http://www.richuhrichcoins.com) lists his complete inventory, has pictures of coins over \$100, and is updated frequently. He offers a newsletter which notifies you when significant new purchases are available and offers

his take on the coin market in general as well as Bust and Seated silver. He also actively services want lists. He is an authorized PCGS and NGC dealer and a member of ANA, LSCC, EAC, and JRCS. Contact him at [richuhrichcoins@comcast.net](mailto:richuhrichcoins@comcast.net), 717-533-2935 or 717-579-8238.

**Dr. Eugene Bruder** is constantly updating his website, [www.typecoins.com](http://www.typecoins.com), which features a nice selection of bust and seated material for sale. Pictures are generally available for all coins, and can be obtained if not posted. His website is fully searchable by die variety for most series of coins. He will also take consignments for exposure at shows and the website. He attends most major shows, and will try to accommodate want lists. You can reach him at 530-894-0922 or email at: [gene@typecoins.com](mailto:gene@typecoins.com).

**Brian Greer**, well known dealer, collector, and numismatist, has an extensive listing of many new dates and varieties listed on his website. Check them out at: <http://www.briangreerrarecoins.com/>

**Liberty Seated Quarter Cuds Wanted** among other things: Yes, I am still looking to purchase cuds, major die breaks, and shattered dies on LDS Liberty Seated Quarters. While I have been able to add quite a few examples during the long time of running this ad, there are more pieces out there missing from the 'ole collection. Also, cuds on other U.S. series and denominations wanted too, not to mention major reverse rotations on all U.S. series. Please reply directly to Paul Kluth at [pcmdmp@msn.com](mailto:pcmdmp@msn.com) even if its just to share what you have for the fun of it. Thanks!

**Rotated Reverse Seated Dimes Wanted.** I am looking for rotated reverse Liberty Seated dimes. Any interested parties can email Jason Feldman at [jason@seated.org](mailto:jason@seated.org)

**Wanted to Buy.** Nice, problem-free bust and seated material. We specialize in affordable collector coins. Puro's Coins and Jewelry, web: [www.vtcoins.com](http://www.vtcoins.com), email: [puro@vtcoins.com](mailto:puro@vtcoins.com), phone: 1-800-655-1327.

**Seated Dime Die Varieties Wanted.** I am paying high prices for Seated Dimes with major cuds, die cracks, and rotated reverses. Contact David Thomas at [davethomas333@hotmail.com](mailto:davethomas333@hotmail.com) or 1-949-929-2830.



## 1876 Carson City F-108b Liberty Seated Dime Attribution Correction by Gerry Fortin, LSCC #1054

In the November 2013 *E-Gobrecht* issue, I published an article concerning 1876-CC and 1887-S seated dime terminal die states. The article stimulated immediate feedback on the 1876-CC Double Die Reverse dime and the assigned F-108b die state. Dr. Tim Cook and Chris Majtyka both sent emails with the same conclusion. The reverse artifacts surrounding the denomination that had been attributed as die cracks were most likely due to a removed mount. As explained by Chris Majtyka, 1876 Carson City dimes are known to have been mounted for United States centennial celebrations and infrequently appear on the market with reverse damage from removed mounts. Tim Cook offered that no seated dime dies are known to have this type of die break pattern and the occurrence of these circular die breaks was highly unlikely a degraded die steel event.

Below is the 1876-CC reverse image from the November article. Close inspection reveals a slight difference in surface color and texture between the denomination, ONE DIME, surrounded by the circular artifacts, as compared to the wreath perimeter. The center of the reverse shows less wear which is possible if covered by a mount.



I placed the dime under stereo microscope and thoroughly inspected the darker center area around the denomination. This surface area exhibits pitting when compared to the wreath surfaces which are blem-

(Continued on page 17)






(Continued from page 16)

ish free and smooth from wear. The center area pitting would result from the mount being removed and some of the solder/silver interface being lifted off the coin's top silver plane.


Following are macro images that compare the pitted surfaces between O(NE) and DI(ME) with a sample surface areas between the upper wheat stalks. The surface conditions are different with the center area being heavily pitted and could result from the solder mount being lifted from its bonding with the silver surface.



**Pitted surface between O(NE)  
and DI(ME)**



**Normal silver surface between upper  
wheat stalk ends**



**Surface roughness starting at 2:00 - 7:00  
on (O)NE.**

As a result of this analysis, the evidence suggest the possibility of a removed mount. Therefore, the 1876-CC F-108b terminal die state listing is eliminated from the web-book. In hindsight, a more thorough analysis of the reverse area surrounding the denomination would have generated sufficient evidence to disprove the shattered reverse die assumption. I do wish to thank Chris Majtyka and Dr. Tim Cook for their inputs.



## Liberty Seated Collectors Club

Contact Information:

**President and  
Editor, *Gobrecht Journal***  
John McCloskey  
[mcclosjw@udayton.edu](mailto:mcclosjw@udayton.edu)

**Vice President and  
Editor, *E-Gobrecht***  
Bill Bugert  
(717) 337-0229  
P.O. Box 242  
Fairfield, PA 17320  
[wb8cpy@arri.net](mailto:wb8cpy@arri.net)

**Secretary / Treasurer**  
Leonard Augsburg  
(847) 816-1649  
P.O. Box 6114  
Vernon Hills, IL 60061  
[leonard\\_augsburger@hotmail.com](mailto:leonard_augsburger@hotmail.com)

**LSCC website:**  
<http://www.lscweb.org>

### National Appointed Officers

**Gerry Fortin**  
[wuximems@hotmail.com](mailto:wuximems@hotmail.com)  
Director,  
LSCC Technology and Marketing

**Dennis Fortier**  
[ricajun@msn.com](mailto:ricajun@msn.com)  
Director,  
LSCC Northeast Region

**Jason Feldman**  
[jasonfeldman@gmail.com](mailto:jasonfeldman@gmail.com)  
Director,  
LSCC Southern Region

**Steve Petty**  
[stephenpetty@sbcglobal.net](mailto:stephenpetty@sbcglobal.net)  
Director,  
LSCC Central Region

**Craig Eberhart**  
[craig@eberhart.us](mailto:craig@eberhart.us)  
Director,  
LSCC Western Region

## LSCC Mission

**To encourage, promote, and dispense numismatic knowledge of the Liberty Seated coins; to cultivate fraternal relations among its members and all those interested in the science of numismatics.**

---

**LSCC Membership Information.** Dues remain bargain priced at \$20 per year and include three issues of the *Gobrecht Journal*, an award winning numismatic publication. To join the Liberty Seated Collectors Club, for *Gobrecht Journal*/mailing address changes, or for other membership questions, correspond with the LSCC Secretary.

**Articles, comments, or advertisements for publication in the *Gobrecht Journal* may be addressed to the LSCC President.**

**Information, input, comments, or suggestions for improvements to this *E-Gobrecht* are actively solicited from anyone and may be sent to the Editor, *E-Gobrecht*.**

**To be added or removed from the *E-Gobrecht* mailing list, send an email message with the words "Subscribe/Unsubscribe" in the subject line of the message to: [wb8cpy@arri.net](mailto:wb8cpy@arri.net).**

### ***Wanted: Material for this newsletter!***

*Please consider submitting something for print. It need not be elaborate; it can be something as simple as a short note on your favorite variety, neat find, nice cherry pick, happenings at a coin show, rare Liberty Seated coinage coming up for auction, etc. If you are interested in it, rest assured, others will be too! Sharing information is a goal of this newsletter and you need not be an experienced or famous writer to submit something. This is a continuing plea.*

*The *E-Gobrecht* is not copyrighted; use its content freely but please be sure to quote the *E-Gobrecht* and the Liberty Seated Collectors Club.*